


9500CC | CUSTOM CORNER WITH GPS CORNER GUIDANCE



MOST POPULAR. MOST PROVEN. MOST PAYBACK.



9500CC CUSTOM CORNER WITH GPS CORNER GUIDANCE

The most technologically advanced corner system on the market

With its unique and customizable water application that conforms to your field's characteristics, the Zimmatic® by Lindsay 9500CC Custom Corner is easy to use and makes the most of the land you already farm. Backed by what you have come to expect from Zimmatic, the 9500CC SmartDesign software simplifies installation while making sure you get maximum machine coverage.

BENEFITS

Increased yields

- Tailor custom watering patterns to your field's requirements
- Pulsing sprinklers ensure proper water application and improve plant growth and quality
- Continuous move functionality

Enhanced reliability

- Exclusive hose-free joint eliminates leaking
- Built with the industry's strongest components, including Zimmatic's 11 gauge pipe

Additional acres under irrigation

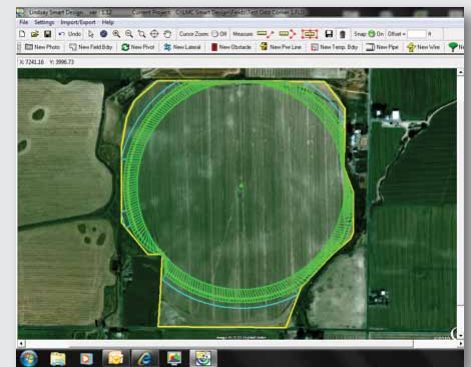
- 20% or more acres depending on field conditions
- Steerable corner arm with reach of 280 ft (88 m)

Time and labor savings

- Reduced labor when compared to other forms of corner irrigation
- Management and irrigation planning with a 9500CC is similar to that of a standard center pivot system
- The 9500CC can be controlled remotely using Lindsay's exclusive FieldNET® by Lindsay telemetry system

Legendary Zimmatic durability

- Thousands of hours of rigorous testing
- Pivoting joint for optional lead and lag rotation
- Standard Zimmatic 9500 span



SOFTWARE UTILITY TOOLS

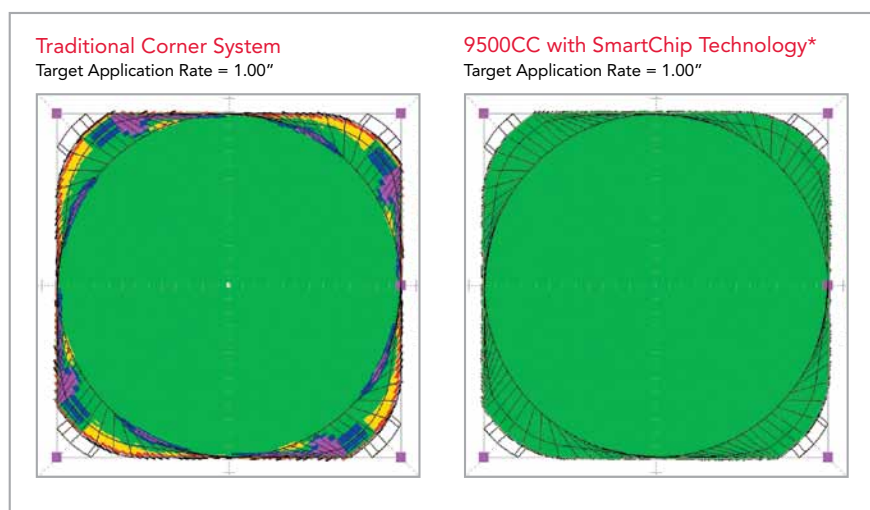
The smartest corner only uses the smartest tools.

- Exclusive Lindsay SmartDesign software ensures maximum coverage
- SmartChip water application software provides pinpoint application adjustments
- Built-in 9500CC computer control panel allows for increased control in the field


Maximum coverage and highly accurate water application

Unlike competing corner systems, the 9500CC adapts to the unique characteristics of your field. Lindsay's innovative design and application software simplifies set-up, maximizing coverage and improving performance.

REGULAR BOUNDARIES

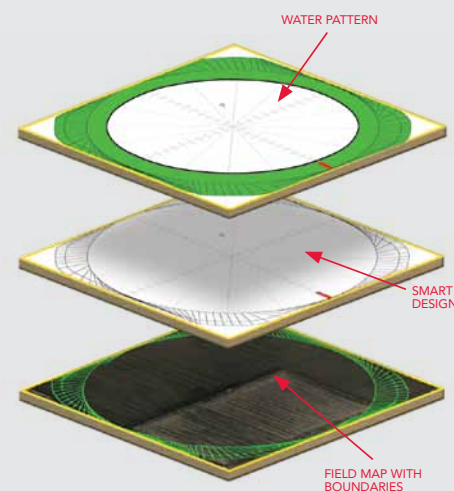


IRREGULAR BOUNDARIES



SMARTCHIP TECHNOLOGY*

- Industry-leading water application for irregular field boundaries
- Mapping takes more than 1,000 individual readings during initial rotation
- Virtual modeling determines best application rates for custom watering program eliminating over/underwatering
- Precisely pulsed sprinkler banks based on machine speeds



*SmartChip Technology requires Zimmatic BOSS control panel.



Exclusive features of the 9500CC

From a leak-free custom joint to a control panel that records every angle of your field, the 9500CC is equipped with dozens of special features to provide you with efficient, personalized irrigation.



High-flow joint

The alternative to external leak-prone hoses that have to bend every time the corner arm moves.

- Decreases the chance of leaking
- Reduces water friction loss
- Lowers pumping costs
- Strongest connection available



Sprinkler control

- Rapid cycling turns on and off based on watering program
- Controlled based on actual machine position and prescribed application rate
- Improved application uniformity derived from field characteristics
- Sequencing module cycles sprinklers for maximum uniformity



Drivetrain

The 9500CC's heavy duty gearbox and variable frequency drive motors allow continuous movement of the corner arm for improved uniformity.

- Rugged steering mechanism and H-frame spindles keep the 9500CC on track
- 4x4 drive system option reduces ruts and provides better traction



9500CC Control Panel

- Complete corner control, saving operators valuable time
- Provides important machine performance feedback
- On-screen diagnostics eliminate downtime



Swing angle control panel

- Precise measurement of machine position
- Key component of SmartChip program and GPS Guidance



The most popular GPS-guided corner system

Add even more flexibility and value to the highest-performing 9500CC with GPS Corner Guidance. This machine maximizes your production through:

Innovative design and reliability

- Advanced GPS diagnostics integrated into the 9500CC control panel
- Industry-leading safety control board ensures proper operation

Pinpoint accuracy

- Built-in Real-Time Kinematic (RTK) accuracy is standard – no expensive base station or third-party network subscription required
- Highly precise, repeatable path

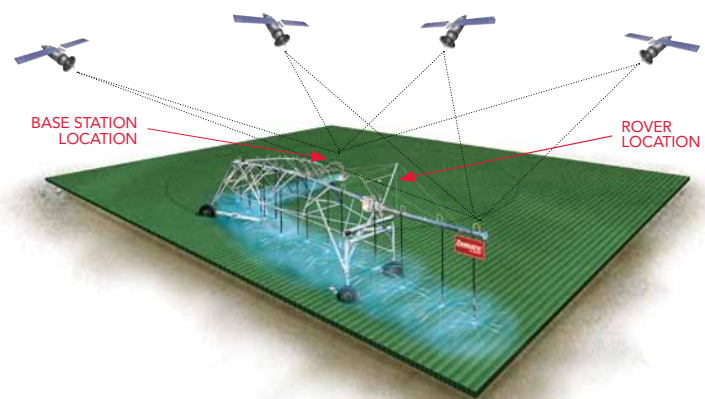
Ease of operation

- Changes to the corner's path can be made easily

No more buried wire

- Reduces installation costs
- No retrenching or wires left behind when moving pivot location
- Eliminates wire damage caused by rodents or lightning strikes

HOW IT WORKS

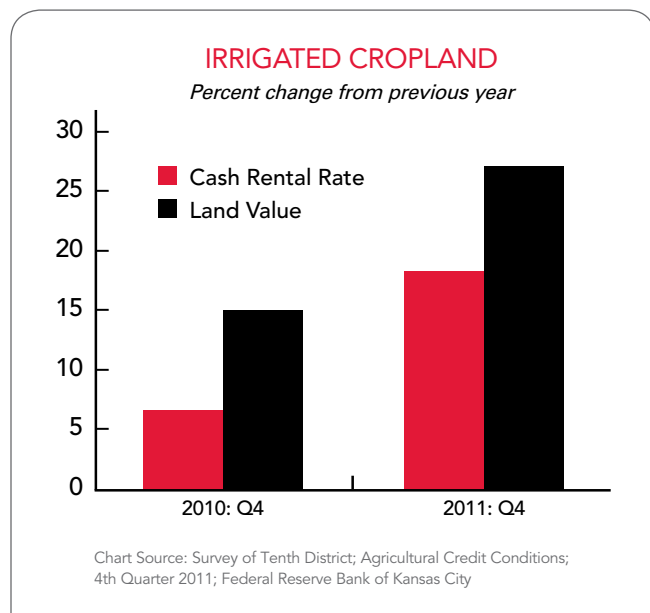


- » A GPS base station is located at the pivot point and a rover is placed on 9500CC's corner arm.
- » The base station and rover communicate to provide RTK correction for repeatable path accuracy, year after year.
- » Corner arm control panel provides real-time information and diagnostics for in-field adjustments.
- » The GPS system components work seamlessly with Zimmatic's advanced corner arm controls to provide the most accurate water application available.

The greatest payback per acre

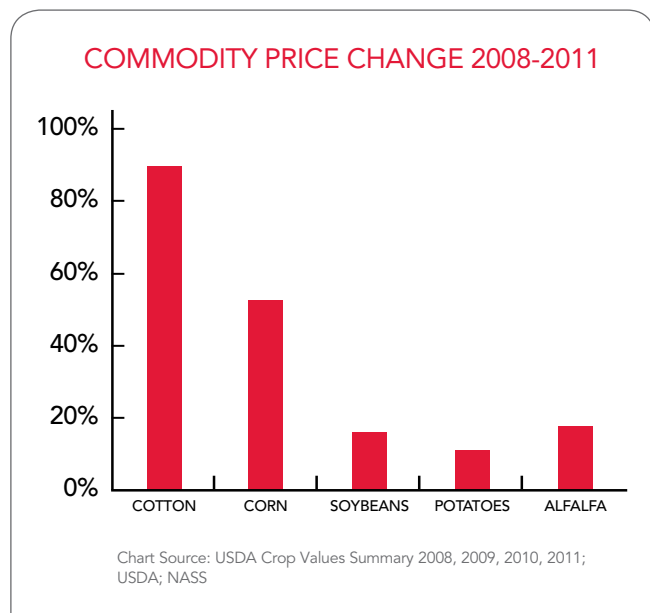
The ROI and financial justification for a corner system has never been more critical, which is why the 9500CC is the proven option for maximizing the land you farm.

With the increased valuation of commodities, land prices and cash rent values, you can't afford to be without the 9500CC.



Adding new acreage has become more challenging in the current evolving agricultural market, reinforcing the addition of a 9500CC Custom Corner system.

- Land values have risen sharply during recent years
- Securing available land for rent or purchase is very competitive
- Current trends point to further land value increases



As global demand increases for food, fiber and fuel, additional pressure is placed on agricultural commodity production. Prices continue to rise to unprecedented levels.

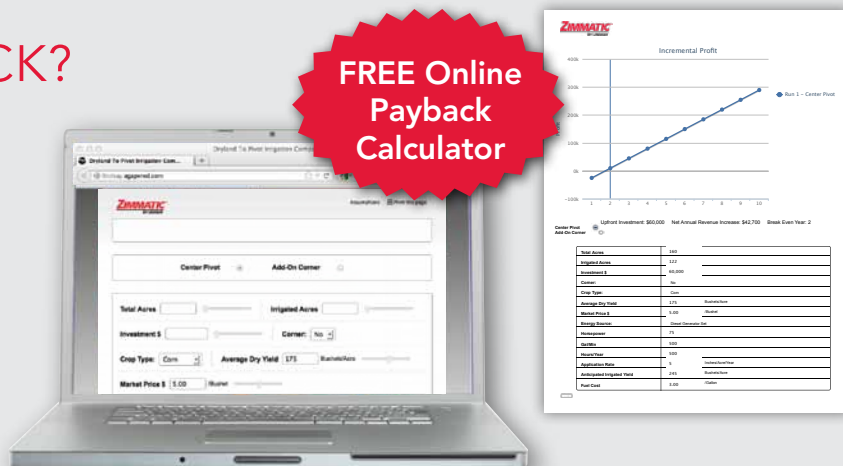
- Due to increased commodity prices, the production value of irrigated acres far outweighs dry land
- Adding a corner system can bring 20% or more acres into production – without purchasing or renting additional land

WHAT'S YOUR PAYBACK?

Using real numbers from real conditions on your farm, see how quickly the 9500CC can improve your bottom line.

Visit <http://lindsay.demo.agapered.com/> to calculate your profit potential.

FREE Online Payback Calculator





The Lindsay Advantage

Zimmatic® by Lindsay offers proven systems and products that are built to be strong, long-lasting, durable and easy to use for growers who need highly efficient irrigation solutions. These systems can be enhanced with a family of integrated plug-and-play add-ons.

Growers around the world rely on Zimmatic's innovative technology support by a network of knowledgeable dealers to add value, reduce risk and take full advantage of every growing season.

To learn how the 9500CC with GPS Guidance can make your operation more profitable, visit www.zimmatic.com or contact your local Zimmatic by Lindsay dealer.



THE LINDSAY ADVANTAGE

DURABLE • RUGGED • EASY TO USE • INTEGRATED TECHNOLOGIES •
BROADEST LINE OF SOLUTIONS



2222 N. 111th St., Omaha, NE 68164 • 1-800-829-5300 • 1-402-829-6800 • www.lindsay.com



Lean, Clean and Green. Lindsay Corporation is committed to developing environmental awareness and implementing sustainable practices to reduce the use of and protect energy, water, and all other resources.



© 2014 Lindsay. All rights reserved. Zimmatic, FieldNET, Growsmart, Watertronics and LAKOS are trademarks or registered trademarks of the Lindsay Corporation and its subsidiaries. All brand names are trademarks or registered trademarks of their respective companies.

LI 9500CC
ENG-1341 0214 3000