

**2014 IRRIGATION SYSTEMS PRODUCT GUIDE**



**UPDATED  
WITH NEW  
PRODUCTS!**

## CONTENTS

01

WHY PIVOTS & LATERALS?

03

PIVOT OPTIONS

05

9500P | CENTER PIVOT

06

8500P | CENTER PIVOT

07

7500P | SMALL-FIELD PIVOT

08

7500WD | WATER-DRIVEN PIVOT

09

PIVOT POINT

10

CONTROL PANEL OPTIONS

13

SUPPORT STRUCTURE

14

PIPE OPTIONS

15

TOWER STRUCTURE & HEIGHTS

17

GEARBOX OPTIONS:  
AT & TNT 2

19

CENTER DRIVE

20

COPPERCUFF

21

NEW! NFT<sub>RAX</sub>

## THE LINDSAY ADVANTAGE

### FULLY INTEGRATED SOLUTIONS FROM PUMP TO PROFIT

Your success depends on selecting irrigation products and technologies that maximize your profit and minimize your risk. Lindsay's rugged equipment, integrated technologies and convenient add-ons form the broadest line of solutions that will make the most of your operation.



In addition to customizing a system for your specific needs, we can provide:

- Seasonal training
- Long-term mutual purchase opportunities
- On-site parts inventory
- Winter or spring maintenance programs

#### Yields: maximized

A Zimmatic® by Lindsay irrigation system will provide proper application to every part of a field throughout the growing season, even in those areas that are currently under-utilized.

#### Downtime: minimized

Lindsay irrigation systems are designed and engineered for life on the farm. They're constructed using only the highest quality components for superior performance season after season.

#### Energy, water, labor and time: saved

When compared to other irrigation methods, a Lindsay system will help maximize crop yields while using less energy, water, labor and time.



**ZIMMATIC**  
BY LINDSAY

**FIELDNET**  
BY LINDSAY

**GROWSMART**  
BY LINDSAY



## GENUINE LINDSAY PARTS AND SERVICE

Your Zimmatic dealer is there for you before, during and after the sale of any irrigation system. He's committed to keeping your system up and running, regardless of make or model. Zimmatic dealers offer:

- Genuine Lindsay Parts**  
 Your dealer will provide you with the quality Lindsay parts you need to keep your system running smoothly year after year.
- Replacement components for any system**  
 Zimmatic components are the preferred after-market choice when repairing or converting irrigation systems from other manufacturers.
- Service when you need it**  
 From the initial pre-sale planning and customization stage to routine maintenance and emergency field repairs, certified Zimmatic technicians are always there to keep your system up and running.
- Certified support**  
 Your Zimmatic dealer is an experienced irrigation professional who has undergone rigorous training to achieve certification. After completing certification, your Zimmatic dealer receives ongoing training to keep them up to date with the latest trends in irrigation technology and service.
- Customer training**  
 You'll receive hands-on training sessions and field demonstrations for the latest irrigation methods and maintenance techniques.



To find a Zimmatic dealer in your area, visit [www.zimmatic.com](http://www.zimmatic.com) and click on Dealer Locator.



**22**  
TIRE OPTIONS

**23**  
TRACKING SOLUTIONS  
CORNER 4X4

**25**  
SPRINKLER OPTIONS

**27**  
9500CC | CUSTOM CORNER  
GPS CORNER GUIDANCE

**29**  
FIELDPLUS  
9500MP | MOBILE PIVOT

**31**  
9500L | LATERAL SYSTEMS

**34**  
9500PL | PIVOTING LATERAL

**35**  
WATERTRONICS  
CUSTOMIZED PUMP STATIONS & VFD

**36**  
**NEW!** LAKOS | FILTER SOLUTIONS

**37**  
FIELDNET  
WIRELESS IRRIGATION MANAGEMENT  
WEB BASED • MOBILE APPS  
PUMP CONTROL • FIELDNET PRO  
**NEW!** FIELDNET FOR MICRO IRRIGATION

**41**  
GROWSMART | PRECISION VRI

**42**  
GROWSMART  
PLUG & PLAY ADD-ONS  
**NEW!** MAGNETIC FLOW METER

**43**  
GROWSMART  
PLUG & PLAY ADD-ONS  
**NEW!** SOIL MOISTURE MONITOR  
WEATHER STATION **NEW!**  
**NEW!** MULTI-CONTROL FOR  
MICRO IRRIGATION

# WHY PIVOTS AND LATERALS?



## GET MORE VALUE OUT OF LESS WATER

Getting the correct amount of water on your crop at the right time is crucial to getting top yields, but it's also important to apply it uniformly. Zimmatic irrigation systems bring a cost-effective solution to alleviate risk when the weather turns dry.

### Increase yields through more uniform application

Uniform application of water, chemicals and fertilization generally results in improved plant yield, growth and quality. A Zimmatic irrigation system can provide proper application to every part of your field throughout the growing season, even in those areas that are currently over- or under-irrigated. If you have fields where water retention is poor, especially with sandy soils, using an irrigation system can increase your yields by 10% up to 50%.<sup>1</sup>

### Reduce waste

Because water and chemicals are applied uniformly over the field, a pivot or lateral system produces less waste, especially when compared to flood. With a Zimmatic system, you get even, precise water application across the field (Figure A), rather than having too much water at one

end and not enough water at the other end (Figure B).

Plus, you won't lose water to over-irrigation because you can control the timing and amount of water that is applied. There's also less runoff, helping prevent contamination of the water table and nearby streams.

### Lower labor and maintenance costs

The Zimmatic system is automated, so no one has to move pipes, or open and close gates. In fact, there's virtually no labor required to apply water. Plus, remote control and monitoring options are available. There is no emitter clogging, and no filter maintenance — it requires only a screened intake.

## Comparable Pivot and Flood Operation Costs

|                                | Flood    | Pivot   | Pivot Savings |
|--------------------------------|----------|---------|---------------|
| Annual fuel cost               | \$12,390 | \$7,848 | \$4,542       |
| Annual labor cost (at \$12/hr) | \$2,880  | \$624   | \$2,256       |
| Operator labor (hrs/acres)     | 1.5      | 0.4     | 75% reduction |

\* Chart costs are based on studies from the University of Nebraska: "Estimated Irrigation Costs, 1997"; "Estimated Irrigation Costs, 2001"; "Comparison of Irrigation Distribution Systems"

### FULL COVERAGE PLUS EVEN DISTRIBUTION




Figure A  
Pivot/lateral irrigation

With center pivot irrigation, a precise application of water is achieved and evenly distributed.

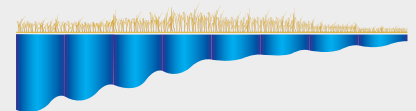


Figure B  
Flood irrigation

With flood irrigation, water is over-applied at the top end of the field and under-applied at the lower end of the field.

### YIELD OF VARIOUS CROPS WITH AND WITHOUT IRRIGATION

| Crop                       | Irrigated Yield             | Non-Irrigated Yield         |
|----------------------------|-----------------------------|-----------------------------|
| Alfalfa <sup>1</sup>       | 4.9 tons/ac<br>(11.0 MT/ha) | 2.5 tons/ac<br>(5.6 MT/ha)  |
| Corn <sup>1</sup>          | 180 bu/ac<br>(11.3 MT/ha)   | 144 bu/ac<br>(9.0 MT/ha)    |
| Grain Sorghum <sup>1</sup> | 86.9 bu/ac<br>(5.5 MT/ha)   | 69.2 bu/ac<br>(4.3 MT/ha)   |
| Potatoes <sup>2</sup>      | 391 cwt/ac<br>(43.8 MT/ha)  | 215 cwt/ac<br>(24.1 MT/ha)  |
| Sugar Cane <sup>2</sup>    | 39.6 ton/ac<br>(88.8 MT/ha) | 32.6 ton/ac<br>(73.1 MT/ha) |
| Wheat <sup>1</sup>         | 80.3 bu/ac<br>(5.4 MT/ha)   | 37.0 bu/ac<br>(2.5 MT/ha)   |

Sources: <sup>1</sup>2007 USDA Census of Agriculture (Table 32. US wide)  
<sup>2</sup>2002 USDA Census of Agriculture (Table 32. US wide)



## ENJOY MANY MONEY-SAVING YEARS

When you convert to mechanical move irrigation, you're using a proven method of conserving water and improving your return on investment in time, labor, fertilizer and chemicals, while reducing deep percolation or runoff.

### High return on investment

Your initial investment in a pivot or lateral system is relatively small compared to the money you'll save in the long term. In fact, a drip irrigation system costs over 200% more than a pivot system to install on a 125-acre (51 ha) field.<sup>2</sup> On larger fields, the cost difference is even greater.


The long life of a pivot or lateral system will save you money year after year. You'll use less water, reducing your energy costs. A Zimmatic system also helps you gain consistently higher yields by applying chemicals

and fertilizers evenly, accurately and inexpensively. Plus, if you ever want to sell, there's a high resale value on a pivot or lateral system.

<sup>1</sup> Irrigation of Agricultural Crops, ASA Monograph No. 30, 1990. Prairie Farm Rehabilitation Administration Paper, Report on "The Potential for Irrigation Expansion in Western Canada."

<sup>2</sup> Freddie Lamm, Daniel O'Brien, Danny Rodgers, Troy Dumler, "Sensitivity of Center Pivot Sprinkler and SDI Economic Comparisons." American Society of Agricultural Engineers (ASAE) Meeting Paper. #MC02-201 (4/2002).

This information should be used as a guide and is not intended to be a guarantee on cost of ownership or yield improvement. Actual results may vary due to soil make-up, water quality, chemigation, fertigation, regional climate, management practices, crop selection, irrigation techniques and marketing.



### SmartDesign

This software allows the dealer to design and review with you an irrigation system that fits your specific field to optimize acreage utilized for increased ROI. Determine field boundaries, obstacles, system length, and total irrigated acres to increase application accuracy and efficiency.

# PIVOT OPTIONS



## ZIMMATIC BY LINDSAY PIVOTS & LATERALS — A FIT FOR EVERY FIELD

You can mix and match components to build your own unique system. With Zimmatic, choose your pivot point, spans, tower structure, driveline, control panel and add-ons for a complete solution that fits your field.

### A complete line of Pivots and Laterals

These high-performing systems have provided proven results in varying terrain, cropping situations and irrigation requirements.

### Exclusive Components

Designed for long-lasting efficiency, these high-quality products will help keep your system trouble-free.

### Support from certified Zimmatic professionals

Your Zimmatic dealer will work with you to customize a system that meets your specific irrigation needs. He'll also be there to install the system and help you with any after-sales service.



## 9500 Series

Designed for the toughest environments and terrain. The most rugged member of the Zimmatic family is built with the industry's thickest pipeline.



## 8500 Series

An incredible value featuring structural strength and long-lasting reliability. The 8500 matches the competition's thickest pipeline.

(Sold in USA and Canada only)



## 7500 Series

Cost-effectively irrigates fields up to 60 acres (24 ha), featuring a full 10.5 ft (3.21 m) crop clearance. An ideal small field irrigator.

| Product Specifications          | PIVOT TYPE   | 9500P  | 9500MP   | 8500P   | 7500P                                 | 7500WD                              |
|---------------------------------|--|--|--|---|---------------------------------------|-------------------------------------|
|                                 | Pivot Point  | Standard, Medium Clearance, High Clearance                                 | Mobile   | Compact   | Compact                               | Compact                             |
|                                 | Control Panel  | BOSS, VISION, BASIC  | BOSS, VISION, BASIC  | BOSS, VISION, BASIC                                       | BOSS, VISION, BASIC                   | 10 or 24 hour circle spinner        |
|                                 | Collector Ring   | External   | External   | External  | External                              | External                            |
|                                 | Center Drive   | Lindsay  | Lindsay  | Lindsay   | Lindsay or UMC                        | N/A                                 |
|                                 | GearBox  | AT   | AT   | AT  | AT                                    | AT                                  |
|                                 | Uni-Knuckle Joint  | Yes  | Yes  | Yes   | Yes                                   | N/A                                 |
|                                 | Span Connection  | Aluminum Coupler & Boot  | Aluminum Coupler & Boot  | Composite Coupler & Boot                                  | Hose & Clamp                          | N/A                                 |
|                                 | Formed Outlets   | Yes  | Yes  | Yes   | Yes                                   | Yes                                 |
|                                 | Corner Arm   | Yes  | No   | Yes   | No                                    | No                                  |
|                                 | FieldPLUS  | Yes  | No   | Yes   | No                                    | No                                  |
|                                 | Alternative Pipeline   | Poly, Aluminum, SS   | Poly, Aluminum, SS   | N/A   | N/A                                   | N/A                                 |
|                                 | Pipe Length  | 44' Full (13.41m), 22' Half (6.71m)  | 44' Full (13.41m), 22' Half (6.71m)  | 44' Full (13.41m), 22' Half (6.71m)                       | 39' Full (11.89m), 19.5' Half (5.94m) | 44' Full (13.41m), 22' Half (6.71m) |
|                                 | Span Lengths   | 113' (34.44m) - 201' (61.26m)  | 113' (34.44m) - 201' (61.26m)  | 113' (34.44m) - 201' (61.26m)                             | 120' (36.54m) - 198' (60.35m)         | 135' (41.15m) - 201' (61.26m)       |
| Maximum Machine Length          | None   | None   | None   | 870' (265m)   | 289' (88m)                            |                                     |
| Overhang Length                 | 11' (3.35m) to 88' (26.82m)  | 11' (3.35m) to 88' (26.82m)  | 11' (3.35m) to 88' (26.82m)  | 19'6" (5.94m) to 78' (23.77m)                             | 66' (20.12m) to 88' (26.82m)          |                                     |
| Tower Heights                   | Low, Standard, Medium, High, Ultra-High                                    | Standard, Medium, High   | Low, Standard, Medium, High  | Standard*   | Standard                              |                                     |
| Tire Options                    | 11.2 x 22.5, 11.2 x 24, 11.2 x 24.5, 11.2 x 38, 14.9 x 24, 16.9 x 24, Trax | 11.2 x 22.5, 11.2 x 24, 11.2 x 24.5, 11.2 x 38, 14.9 x 24, 16.9 x 24, Trax | 11.2 x 22.5, 11.2 x 24, 11.2 x 24.5, 11.2 x 38, 14.9 x 24, 16.9 x 24, Trax | 11.2 x 22.5, 11.2 x 24.5, 11.2 x 24, 14.9 x 24, 16.9 x 24 | 11.2 x 24, 14.9 x 24                  |                                     |
| NFTRAX (airless wheel assembly) | 12 x 52  | 12 x 52  | 12 x 52  | N/A   | N/A                                   |                                     |

\*Standard clearance on 7500P is a full 10 1/2 ft (3.21m)

| Product Specifications | LATERAL TYPE                    | 9500L                         | 9500PL                        | 8500PL                        |
|------------------------|---------------------------------|-------------------------------|-------------------------------|-------------------------------|
|                        | 2-Wheel                         | Yes                           | No                            | No                            |
|                        | 4-Wheel                         | Yes                           | Yes                           | Yes                           |
|                        | 6-Wheel                         | No                            | Yes                           | Yes                           |
|                        | Hose-Fed                        | Yes                           | Yes                           | Yes                           |
|                        | Ditch-Fed                       | Yes                           | Yes                           | Yes                           |
|                        | Pivoting                        | No                            | Yes                           | Yes                           |
|                        | Alignment                       | Wire Alignment                | Standard Alignment            | Standard Alignment            |
|                        | Center Drive                    | Lindsay                       | Lindsay                       | Lindsay                       |
|                        | GearBox                         | AT                            | AT                            | AT                            |
|                        | Uni-Knuckle Joint               | Yes                           | Yes                           | Yes                           |
|                        | Span Connection                 | Aluminum Coupler & Boot       | Aluminum Coupler & Boot       | Composite Coupler & Boot      |
|                        | Formed Outlets                  | Yes                           | Yes                           | Yes                           |
|                        | Span Lengths                    | 135' (41.15m) - 179' (54.56m) | 113' (34.44m) - 201' (61.26m) | 113' (34.44m) - 201' (61.26m) |
| Tire Options           | 11.2 x 24, 14.9 x 24, 16.9 x 24 | 14.9 x 24                     | 14.9 x 24                     |                               |



## HIGH QUALITY DESIGN FOR MORE EFFICIENT IRRIGATION

The 9500P center pivot is the most durable, rugged and longest-lasting member of the Zimmatic pivot family. Ideally suited for the roughest terrain, the longest systems and applications that require the most robust pivot point and pipeline structure.

- More than 10% thicker pipeline than the competition's best offering which means additional strength and stability – the most substantial in the industry
- Formed sprinkler outlets are part of the pipeline, ensuring precisely matched threads for a watertight seal. Traditional welded-on couplings can result in leakage and rusting
- Exclusive Uni-Knuckle span connector features components that are mounted externally to eliminate flow restriction
- Unique split coupler encloses an inner rubber boot that ensures a solid watertight connection
- Standard, medium, high and ultra-high clearance options to fit a variety of crops
- The industry's fastest standard center drive – completes a 1/4 mile radius circle in under 13 hours compared to others' 16-hour rotation speed
- Custom sprinkler packages
- Full flow collector ring
- Larger, stronger materials
- Available with 9500CC Custom Corner arm

### ZIMMATIC 9500P SPECIFICATIONS

|                    |  |
|--------------------|--|
| Pipeline           | 5 9/16," 6 5/8," 8," 8 5/8," 10"<br>(141 mm, 168 mm, 203 mm, 219 mm, 254 mm) |
| Truss Rod Diameter | 3/4," 11/16"<br>(19.1 mm, 17.5 mm)   |
| Truss Angle Sizes  | 2" x 2" (51 mm x 51 mm) x 3/16" (4.8mm) and 1/8" x (3.2mm)                   |
| Tower Legs         | 4" x 3" x 1/4"<br>(102 mm x 76 mm x 6.4 mm)                                  |

### 9500P CENTER PIVOT APPLICATION GUIDE

|   |      |
|---|------|
| Slope Limitations 157' (47.85m) span Ridges 0 - 6" (0-152mm)  | 15%  |
| Slope Limitations 179' (54.56 m) span Ridges 0 - 6" (0-152mm) | 15%  |
| Max Machine Length  | None |
| Towable   | Yes  |
| Lateral Move  | Yes  |





## ENGINEERED FOR VALUE AND STRUCTURAL STRENGTH

This pivot provides incredible value for your operation. Combining state-of-the-art engineering design processes with the latest in material science, the 8500P center pivot is a high strength machine you can trust to provide consistent irrigation for many years.

- Attractive, uniformly arching span
- Updated, proven design
- Industry leading materials
- Available with Zimmatic corner arm
- Competitive 12-gauge pipeline
- Multiple span length and tower height options
- Engineered for value
- Optional compact pivot point for economical installation, and built to fit other brand's pads
- No restrictions on machine length
- Backed by complete Zimmatic warranty

## Quality Materials at an Economical Price

- High tensile strength 11/16-inch (17.5 mm) truss rods
- 8500P exclusive truss design and truss rod pockets
- Composite split coupler
- Full complement of tower options – low, standard, medium- or high-clearance
- Crossed tower braces provide more support for torsional loads
- Full flow collector ring
- Zimmatic's exclusive Uni-Knuckle span connection offers full support, stress-free flexibility and external design to eliminate flow restriction

### ZIMMATIC 8500P COMPARISON - SPECIFICATIONS

|                    | 8500P                                 | Valley® 7000                           | Valley® 8000  | Reinke® Electroigator II™                            |
|--------------------|---------------------------------------|--|---|--|
| Pipeline           | 6 5/8" (168mm)                        | 6 5/8" (168mm)                         | 5", 6", 6 5/8", 8 5/8", 10" (127mm, 152mm, 168mm, 219mm, 254mm) | 6", 6 5/8", 8 5/8", 10" (152mm, 168mm, 219mm, 254mm) |
| Truss Rod Diameter | 11/16" (17.5mm)                       | 11/16" (17.5mm)                        | 3/4" and 11/16" (19.05mm, 17.5mm)                               | 3/4" and 5/8" (19.05mm, 15.9mm)                      |
| Truss Angle Sizes  | 2" x 2" x 1/8" (51mm x 51mm x 3.2mm)  | 2" x 2" x 1/8" (51mm x 51mm x 3.2mm)   | 2" x 2" x 3/16" (51mm x 51mm x 4.76mm)                          | 2.2" x 2" x 1/8" (55.8mm x 51mm x 3.2mm)             |
| Tower Legs         | 4" x 3" x 1/4" (102mm x 76mm x 6.4mm) | 3" x 3" x 3/16" (76mm x 76mm x 4.76mm) | 3" x 3" x 1/4" (76mm x 76mm x 6.4mm)                            | 5/32" (3.97mm) Rolled Steel                          |

### CENTER PIVOT APPLICATION GUIDE

|  | 8500P | Valley® 7000 | Valley® 8000 |
|--|-------|--------------|--------------|
| Slope Limitations 157' (47.85m) span Ridges 0 - 6" (0-152mm) | 15%   | 11%          | 13%          |
| Slope Limitations 179' (54.56m) span Ridges 0 - 6" (0-152mm) | 15%   | 9%           | 11%          |
| Max Machine Length   | None  | 1500' (457m) | None         |
| Towable  | Yes   | No           | Yes          |
| Lateral Move   | Yes   | No           | Yes          |

(The 8500P is sold in USA and Canada only)



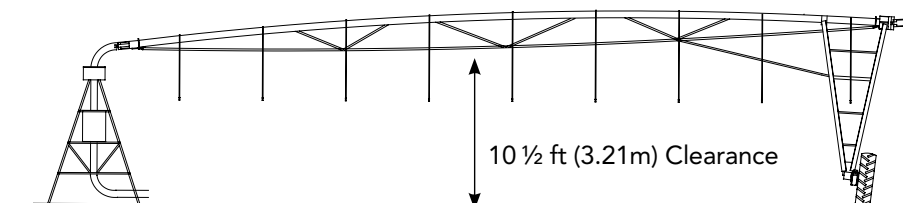
## STRENGTH YOU CAN RELY ON AT A SIZE THAT FITS YOUR SMALL-FIELD NEEDS

The 7500P provides an option for growers to cost-effectively irrigate smaller fields up to 60 acres (24 ha). With its smaller diameter pipeline of 4½ inches (114 mm) and 10½ ft (3.21m) crop clearance, the 7500P provides the height needed to irrigate taller crops, as well as strength you've come to expect from Zimmatic irrigation systems. And at a lower cost per acre (ha), the 7500P will help you maximize coverage while minimizing costs.

- Quality Zimmatic components for lasting durability**  
 The 7500P features our exclusive truss design, truss rod pocket and crossed tower braces for added support, as well as smaller pipeline diameter and lighter components, resulting in a compact, high-strength system.
- Zimmatic span pipe**  
 The 7500P's pipes and tower joints have been manufactured to meet the Zimmatic standard of quality and tested for durability. Made of long-lasting high tensile strength steel, the pipes feature Zimmatic's exclusive flow-drilled outlets for increased strength and uniformity.
- Full-clearance tower height**  
 With a full 10½-ft (3.21 m) crop clearance, the 7500P's spans are ready to traverse the most challenging tall cropping conditions.
- Five-inch pivot point**  
 The 7500P pivot point provides four full-length legs strengthened by numerous cross ties to provide a stable base.
- Uni-Knuckle span connection**  
 Zimmatic's exclusive Uni-Knuckle span connection offers full support, stress-free flexibility and external design to eliminate flow restriction.
- AT Gearbox**  
 The 7500P comes standard with our AT Gearbox, which features externally gusseted bell housing and the industry's largest expansion chamber.
- The AT Gearbox's output shaft is shorter than the competition, which eliminates overhang load on bearings.**
- Optimized span design**  
 Structure designed with optimal strength. Durable alloy steel increases strength, decreases weight and maintains the structural integrity of your system.
- Full flow collector ring**  
 The collector ring is mounted externally, eliminating water flow restriction.

### FULL-CLEARANCE COMPACT PIVOT POINT AND TOWER HEIGHT

With a full 10½ ft (3.21 m) crop clearance, the 7500P's spans are ready to traverse the most challenging tall cropping conditions.





## DESIGNED TO MEET THE NEEDS OF SMALL GROWERS

As the leader in irrigation systems for small fields, Zimmatic offers the 7500WD Water-Driven pivot for use in corners or where power is not available. No other energy is required and no electrical installation is needed.

The single-span 7500WD increases land use by efficiently irrigating up to 7.4 acres (3 hectares) of corn/maize, soybeans, wheat, vegetables, potatoes, sugar cane and pasture. One pivot can be shared among several farmers or over separated fields to reduce cost per acre/hectare.

### Specifications

- Minimum pressure required 45 PSI (3 bars)
- Low wear water coupler and center drive
- Towable or Non-Towable options
- Completes circle in both 10 and 24 hours
- Covers a field from 2 to 7.4 acres (0.8 to 3 hectares)
- Maximum system length 289' (88 m)
- Maximum span length of 201' (61.26 m)
- Maximum overhang of 88' (26.82 m)
- Pipe diameter 5 9/16" and 6 5/8" (141 mm and 168 mm)
- Crop clearance 8' (2.44 m)
- Maximum slope 5%
- Non-reversing operation

### Options

- Pipe lengths 22', 44' (6.70 m, 13.41 m)
- Span lengths 135', 157', 179', 201' (41.15 m, 47.85 m, 54.55 m, 61.26 m)
- Outlet spacings 30", 90" (762 mm, 2286 mm)
- Overhangs 66' and 88' (20.12 m and 26.82 m)
- Available tire sizes 11.2 x 24 and 14.9 x 24
- Non-tow models available with Standard or Compact Pivot Point
- Towable Options:
  - Two-Wheel Water-Driven Mobile Pivot
  - Four-Wheel Water-Driven Mobile Pivot
- Retrofit kits available for Zimmatic and other brand machines
- Towable option and Reverse towable option



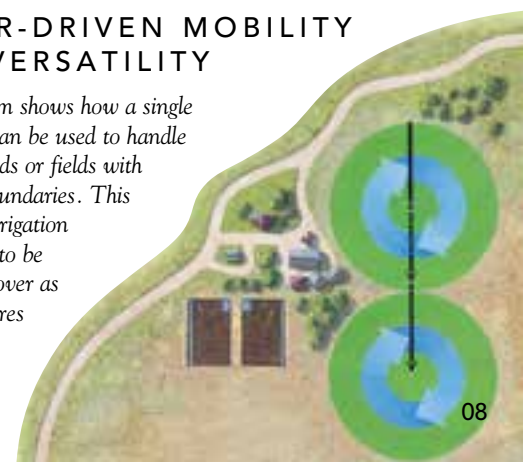
At left: Low-wear water coupler and center drive

Below: Towable or Non-Towable options



## WATER-DRIVEN MOBILITY AND VERSATILITY

This diagram shows how a single 7500WD can be used to handle multiple fields or fields with irregular boundaries. This allows an irrigation investment to be spread out over as many hectares as possible.





## CENTER PIVOTS ARE OUR CORE BUSINESS

We've been making Zimmatic center pivots for more than 40 years for one reason: to help producers get more from their fields. Zimmatic control panels allow irrigation systems to apply precisely the right amount of water at precisely the right time, improving both yield and quality — regardless of the crop grown. What's more, a long-lasting, water-saving Zimmatic pivot can significantly reduce operating and labor costs over time. Whatever you grow, you'll grow it better under a Zimmatic.

### Heavy-Duty Pivot Point Structure

The pivot point itself consists of 4" x 4" x 1/4-inch (102mm x 102mm x 6.4-mm) hot dipped galvanized steel legs and heavy-duty (3/16-inch/4.8-mm) cross members that form a sturdy foundation for even the longest systems.

### Exclusive Collector Ring

The Zimmatic collector ring is mounted externally, eliminating water flow restriction — unlike the

internal designs on other irrigation systems. The unit is entirely encased in fiberglass and features dual sliding contacts that ensure uninterrupted power for each tower drive unit.

### Positive Position Encoder

Zimmatic's precision machine-tooled encoder gives the control panel the ability to read the pivot's exact position relative to a 360° circle. It even "remembers" the pivot's location in the event of a power interruption.

### Compact Pivot Point

The compact pivot point makes system retrofits possible. The concrete pad is 16 percent smaller to reduce installation costs, and it's compatible with other smaller pad systems. Designed and tested with state-of-the-art engineering analysis and 3D modeling technology, this pivot point holds strong in the field — even in high-stress areas.



Heavy-Duty Structure



Exclusive Collector Ring



Positive Position Encoder



Compact Pivot Point

# CONTROL PANELS

## CENTER PIVOT CONTROL MADE EASY FOR YOU

Depending on your needs, each user-friendly control panel offers a different level of control, convenience and monitoring options.

For additional control panel information, see pages 11-12.



**BASIC Control Panel**



**VISION Control Panel**



**BOSS Control Panel**

## WHAT OPTIONS DO YOU NEED?

| KEY FEATURES   | BASIC | VISION<br>w/o position | VISION<br>w/position | BOSS<br>w/position |
|--|-------|------------------------|----------------------|--------------------|
| <b>Controls</b>  |       |                        |                      |                    |
| Select percent rate  | ✓     | ✓                      | ✓                    | ✓                  |
| Select depth (inches/mm)   |       | ✓                      | ✓                    | ✓                  |
| Stop or start forward or reverse                                 | ✓     | ✓                      | ✓                    | ✓                  |
| Water on/off   | ✓     | ✓                      | ✓                    | ✓                  |
| Accessories on/off   |       | 1                      | 1                    | 3                  |
| Programmable service stop  |       |                        | ✓                    | ✓                  |
| Programmable end guns  |       |                        | 2                    | 2                  |
| Simple direction plan  |       | ✓                      | ✓                    |                    |
| Programmable field area plans                                    |       |                        | ✓                    | ✓                  |
| Step-by-step programmability by date/time, day of the week, etc. |       |                        |                      | ✓                  |
| Power auto-restart   |       | ✓                      | ✓                    | ✓                  |
| Pressure auto-restart  |       | ✓                      | ✓                    | ✓                  |
| Programmable soft barrier  |       |                        | ✓                    | ✓                  |
| Water hold time at a barrier                                     |       |                        | ✓                    | ✓                  |
| Pressure, flow, voltage and temperature shutdown limits          |       | ✓                      | ✓                    | ✓                  |
| Pump recovery and pressurization limits/delays                   |       | ✓                      | ✓                    | ✓                  |
| Load control feature to prevent operation during peak rates      |       |                        |                      | ✓                  |
| <b>Monitoring</b>  |       |                        |                      |                    |
| Field position   |       |                        | ✓                    | ✓                  |
| Direction or stopped   | ✓     | ✓                      | ✓                    | ✓                  |
| Pressure transducer reading                                      |       | ✓                      | ✓                    | ✓                  |
| Voltage reading  | ✓     | ✓                      | ✓                    | ✓                  |
| Temperature reading  |       | ✓                      | ✓                    | ✓                  |
| Flow sensor reading and logger                                   |       | ✓                      | ✓                    | ✓                  |
| Calculated hours per revolution                                  |       | ✓                      | ✓                    | ✓                  |
| Specific fault status display                                    |       | ✓                      | ✓                    | ✓                  |
| History log of pivot events                                      |       | ✓                      | ✓                    | ✓                  |
| Number of function hour meters                                   | 1     | 6                      | 6                    | 8                  |
| Rainfall and wind sensors for programmable shutdowns             |       |                        |                      | ✓                  |
| <b>Design</b>  |       |                        |                      |                    |
| Backlit display  |       | ✓                      | ✓                    | ✓                  |
| Lightning arrestor   | ✓     | ✓                      | ✓                    | ✓                  |
| Transient and induced voltage protection                         |       | ✓                      | ✓                    | ✓                  |

✓ Requires optional sensor

Controllers with field position provide position accuracy and repeatability for precise control of chemigation and other accessories.

# CONTROL PANEL OPTIONS



To compare options for all of the control panels, see page 10

## BASIC



## VISION



## BOSS



## SIMPLE, DEPENDABLE AND ECONOMICAL

Housed in a rugged, waterproof cabinet, BASIC provides easy-to-use, reliable service under the toughest conditions.

- LED system indicators guide you through start-up and provide instant information
- Easily start, change direction and turn water supply on or off with intuitive pump and direction controls
- Solid-state percentage timer precisely controls speed
- Easy-to-read voltage monitor provides real-time power status

### BASIC Options

- Automatic shutdown
- Automatic reverse
- Automatic power restart
- Low-temperature shutdown
- Accessory interface
- Magnetic water meter for enhanced capabilities and increased regulatory compliance



*Simple programming of essential functions for dependable operation.*

## USER FRIENDLY. INTERNET READY.

The VISION control panel provides all of the information you need at a glance — with all of the advanced features you want to make irrigation easy and efficient.

- Vision Zone — See the field boundary for your pivot and immediately know pivot location and proximity to boundaries or stops.
- Status report — Informative display makes irrigation management easier than ever.
- Status indicators — Quickly view your pivot's operational status.
- Function controls — Stop the pivot, change direction, control water or

an accessory, change the application rate, or set a programmable stop.

- Navigation controls — Easily navigate menus using an interface similar to your cell phone or TV remote.

### Additional Benefits

- Save time and labor by reducing trips to the field
- Informative status displays reduce service calls and downtime
- Includes multilingual and metric capabilities
- Modular with expandable options

**VISION  
FOR LATERALS**

**SEE PAGE 31**



*A graphical backlit display provides effortless operation, even at night.*

## SMART, INTUITIVE AND EXPANDABLE

This top-of-the-line irrigation management system helps you establish position accuracy and repeatability for precise control of irrigation, chemigation, and other accessories — all crucial for resource conservation and increasing efficiency.

- EZ Plan feature gives fast access to commonly used scheduling options
- Water delivery can be tailored to specific crop requirements
- Application rates can be adjusted to match soil water-holding capacity, reducing the chance of over-application

- Four accessory options allow more chemigation, fertigation and end gun controls
- Scheduling option allows for easy customization of irrigation programs for multiple crops, part circles, variable soil conditions or uneven terrain
- Self-diagnostic function uncovers problems and minimizes downtime
- Depending on use, the BOSS panel can help you conserve energy, minimize leaching and reduce chemical and labor input



*Advanced application programming for complete irrigation management.*

# SUPPORT STRUCTURE



## Pipeline

Standard 11-gauge Zimmatic pipelines feature more than 10 percent thicker walls than those of the competition, providing additional strength and stability to each span.

Available sizes include:

- 10 inch (254 mm)
- 8 5/8 inch (219 mm)
- 8 inch (203 mm)
- 6 5/8 inch (168 mm)
- 5 9/16 inch (141 mm)
- 4 1/2 inch (114 mm)  
(7500P only)

## Truss Rods & Trusses

Zimmatic's exclusive "V-Jack" truss design distributes the span's load evenly, providing superior support and durability. Forged-head truss rods in heavy pocket-type rod-anchors add strength and support to each span.

## Crossed Stabilizer Angles

"X-type" bracing links each span with the next tower, absorbing torsional stress that can be caused by uneven terrain.

## Formed Outlets

Rather than relying on welded outlets that can leak over time, Zimmatic systems feature sprinkler outlets that are formed as an integral part of the pipeline, ensuring precisely matched threads for a watertight seal. Zimmatic formed outlets come with a 20-year warranty.



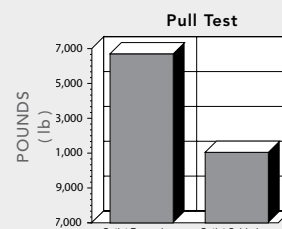
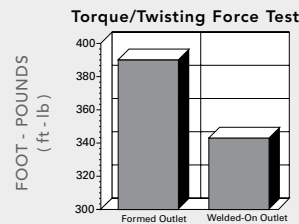
Rod Anchor



V-Jack Truss

## Formed outlets outperform welded-on outlets

Zimmatic's formed outlet (right) uses a tapered-to-tapered thread connection instead of looser fit welded-on couplings that can contribute to rusting and leakage.



Welded on Coupling

Formed Outlet



# PIPE OPTIONS



## THICKER PIPE MEANS LONGER LIFE


Zimmatic's standard 6 5/8-inch (168 mm) pipe is more than 10 percent thicker than that of the competition. Other diameters are available to provide maximum efficiency.

### Pipeline Construction

- **Galvanized steel**  
Offering the lowest cost per foot, galvanized steel pipe is ideal for “mild” corrosive situations.
- **Aluminum**  
Zimmatic's aluminum piping provides additional corrosion resistance in some situations compared to galvanized machines. In addition, its ultra-smooth interior surface means less friction loss for greater efficiency. For a combination of versatility and efficiency, aluminum piping is the right choice for many irrigators.
- **Stainless steel**  
For serious problem water, high-alloy stainless steel pipe offers a high level of corrosion resistance. This method is ideal for long-term service in industrial and food processing applications — in addition to offering potentially higher resale value.
- **Poly-lined pipeline**  
Ideal for most corrosive water conditions — municipal, industrial and agricultural.  
  
This includes a variety of applications: municipalities, food processing, chemical, textiles, mining, pulp and paper industries — just to name a few. This is a top-of-the-line alternative pipeline that offers excellent waste water management solutions. Heavy-duty H.D.P.E. Liner (High Density Polyethylene) can handle corrosive elements, saline and acidic water.

### Pipe Diameters

- **10-inch (254 mm)**  
Can be used for inboard spans to reduce horsepower requirements.
- **8 5/8-inch (219mm)**  
The newest addition to the Zimmatic pipeline offering provides even more flexibility.
- **8-inch (203mm)**  
Used on inboard spans of longer systems — 1,800 feet (548.64 m) or more.
- **6 5/8-inch (168 mm)**  
The industry standard diameter, commonly used on 1,300-foot (396 m) systems with flow rates of 1,000 gpm (63 lps) or less.
- **5 9/16-inch (141 mm)**  
For shorter systems with lower flow rates.
- **4 1/2-inch (114 mm)**  
Available on 7500 series only.



**MORE THAN 10% THICKER PIPE**

# TOWER STRUCTURE & HEIGHT OPTIONS



## THE ZIMMATIC DIFFERENCE

Expand your pivot options to increase water efficiency and maximize yield. Zimmatic offers durable parts, quality components and a wide range of tower structure heights to customize your pivot to best serve your field.



### Uni-Knuckle Span Connector

This exclusive heavy-duty universal joint provides stress-free flexibility on slopes up to 30 percent. All components are mounted externally to eliminate flow restriction. The unit functions as a support between spans, permitting coupler and boot replacement without a crane.



### Split Coupler

An exclusive Zimmatic design innovation, the split coupler encloses an inner boot that ensures a solid, watertight connection. The secure seal provides protection from the elements for longer machine life.



### Tower Controls

Housed in a weather-tight enclosure, these ultra-reliable controls maintain machine alignment during operation. Suppressor circuits that guard against voltage irregularity, combined with rigorous testing, result in Zimmatic being known as some of the straightest running pivots in the industry.

## HEIGHT OPTIONS FOR EVERY FIELD

### Standard Tower Structure



Zimmatic's four-legged tower structure is mated to a heavy-duty drive tube using an exclusive double-sided welded brace. Wide-spread legs distribute the load over a greater area, and heavy-wall pipeline and legs eliminate the need for added support.

**Height: 9' 6" (2.9m)**

### Medium-Clearance Crops



Zimmatic offers the industry's first Medium Clearance Tower, designed for today's high-yielding genetically enhanced corn hybrids. These hybrids stand taller and stronger in the fields, forcing a change in how they are irrigated. Taller height reduces crop damage and truss structure drag, resulting in better growing conditions, less wear on equipment and better track management — an ideal option for hilly and uneven terrain.

**Height: 11' 2" (3.4m)**

### High-Clearance Crops



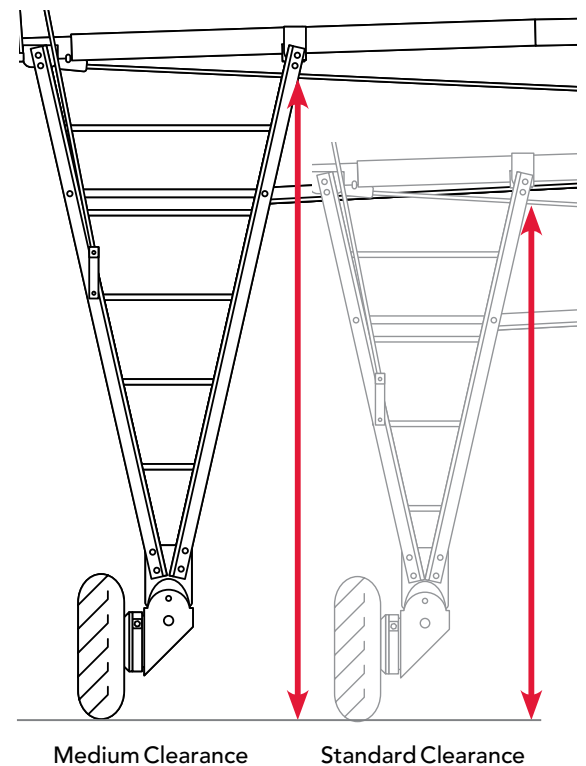
Zimmatic offers several pivot options to be used with various high-clearance crops, including sugar cane and bananas — and tall structures like oil rigs. Choosing a high-clearance pivot or lateral over flood or drip irrigation will result in fewer hassles, increased yields and better ROI.

**Height: 12' 10" (3.91m)**



*Durable High and Ultra High Clearance models provide needed crop clearance and stable operation in varying terrains.*

### MEDIUM CLEARANCE TOWER



Medium Clearance

Standard Clearance

**NEARLY 2 FEET (.6M) TALLER!**

Taller height reduces crop damage and improves pivot performance, resulting in better growing conditions for today's high-yielding corn hybrids.

# AT GEARBOX



Cartridge Shaft Seals



Large Input Bearings




Cast Iron Bull Gear

## DESIGNED FOR LONG-LASTING PERFORMANCE

The new Zimmatic AT Gearbox is built with the future of center pivot irrigation in mind. Features include:

- Cartridge input and output shaft seals that turn with the shaft provide extra protection from dirt and moisture
- Two large input bearings increase load capacity by 55%
- Operating life and increased torque consistency are achieved thanks to a super-strong, cast iron bull gear
- The industry's largest expansion chamber reduces internal pressure and temperature
- Universal mounting pattern
- External bell-housing gussets which provide greater strength and reduced wear
- All new diaphragm design keeps internal components submerged in lubricant during operation
- Easy-fill design allows routine gearbox maintenance without opening the expansion chamber
- Dual input shafts reduce parts stocking requirements
- Register on the output flange helps to center and support the wheel, eliminating undue stress and failure to lug bolts
- Flanged bolts used throughout, helping to keep bolts tight even in the roughest applications
- Excluder on output shaft provides additional seal protection
- Hot-forged 1045 steel worm gear with thicker teeth provides extra strength and better contact with the bull gear
- Shorter output shaft eliminates high overhang load, which extends bearing life



# TNT 2 TOWABLE GEARBOX



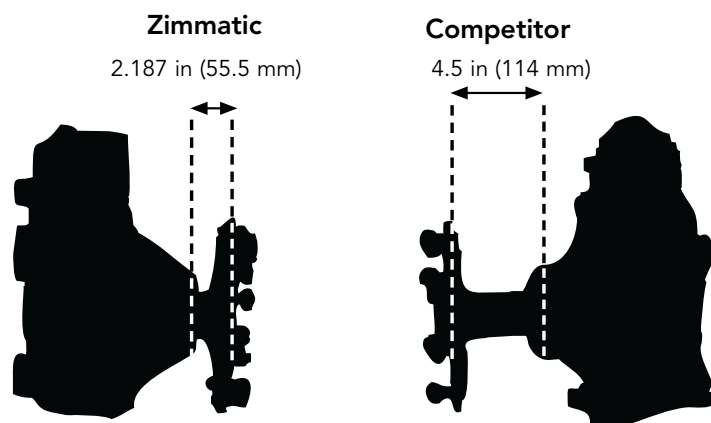
## ENGAGE AND DISENGAGE WITH EASE

The newly designed TNT 2 gearbox incorporates a gear bale that's easier to engage and disengage. Features include:



- Positive locking in both towing and non-towing positions ensures it stays in gear
- Heavy-duty design for wear and tear
- Universal bolt pattern mount fits most pivots
- New design reduces periodic maintenance time
- Dual input seals for added protection
- Specially designed output seals with external seal saver
- Easily disengage bale and tow your pivot to its working location, then simply re-engage bale and you are ready to run
- Simple bale engagement lever makes for quick, easy, and trouble free operation
- Compatible with most standard tire sizes
- Efficient and reliable alternative to a bolt-on towable hub with standard gearbox
- Uses Zimmatic's proven heavy duty gearing

*All Zimmatic gearboxes are designed with shorter output shafts eliminating high overhang load, which extends bearing life.*



# CENTER DRIVE



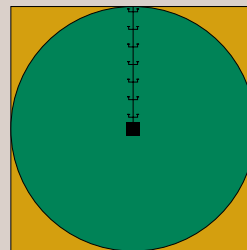
## DURABILITY. EFFICIENCY. SPEED.

Every Zimmatic system is powered by the industry's most durable and efficient drivetrain.

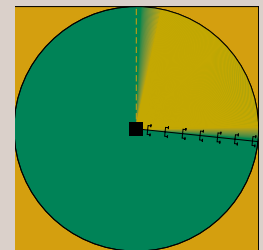
Center drive motor features include:

- Designed to operate at 480V or 380V
- Heavy-duty steel stator shell is coated to resist chemicals or corrosive water
- Rotor and stator can be replaced independently, simplifying maintenance
- A 3/4 hp motor engages a spur gear drive, producing a 9 rpm increase over the competition (43 rpm versus 34 rpm)
- Triple reduction spur gear provides the industry's highest efficiency
- Non-helical gear design results in less heat, friction and overall wear
- Also available: 1.0 hp (59 rpm) motor, reducing rotation time by 37%

Zimmatic pivot with 43 rpm motor



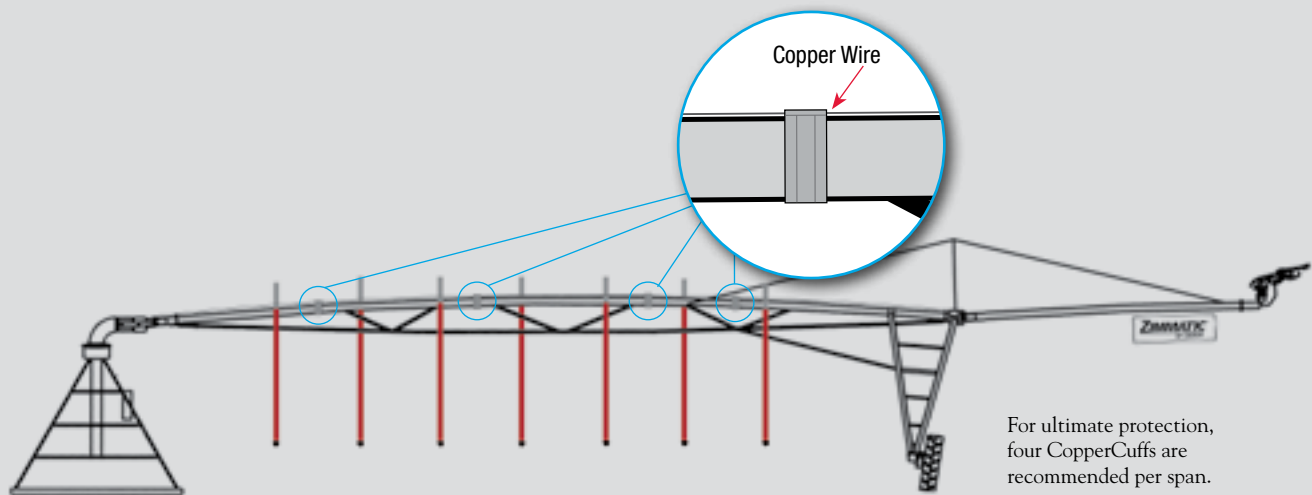
Competitor's pivot with 34 rpm motor



A seven-tower Zimmatic pivot with a 43 rpm motor can complete a circle in under 13 hours, compared to more than 16 hours for a competitive system with a 34 rpm motor — a 27 percent savings.



# COPPERCUFF



For ultimate protection, four CopperCuffs are recommended per span.

## COPPERCUFF CABLE THEFT DETERRENT

Eliminate costly repairs and downtime.

When thieves strike an unprotected pivot, they can strip 2-5 miles (3-8 km) of valuable copper – resulting in average repair costs of \$5,000 per theft-damaged machine and a minimum of one day of downtime.

The easy-to-install CopperCuff is one of the first theft deterrent devices proven to protect machine wiring.

### How Does It Work?

The CopperCuff locks the pivot's cables in place, making it difficult for criminals

to steal the copper wire. The CopperCuff encircles the entire pipe along with the cable wiring, creating a lock-tight seal. With multiple cuffs on each span, thieves cannot quickly remove the cables, so they move on to unprotected systems.

Each cuff features a weatherproof reflective decal that deters thieves who search for copper wiring at night by flashlight. CopperCuff warning signs are also available for pivot points and spans for extra protection.

- Designed to fit all major brands of pivots/laterals with 6 5/8 in. pipe diameters and all cable sizes
- Securely locks pivot cables in place with 11-gauge galvanized steel band
- Easy to install on a full system in less than an hour
- Saves costly repairs, downtime and crop loss



Easy to install at any location on the pipeline.



Locks cables securely in place.



### SUPERIOR TRACKING. LESS MAINTENANCE AND DOWNTIME.

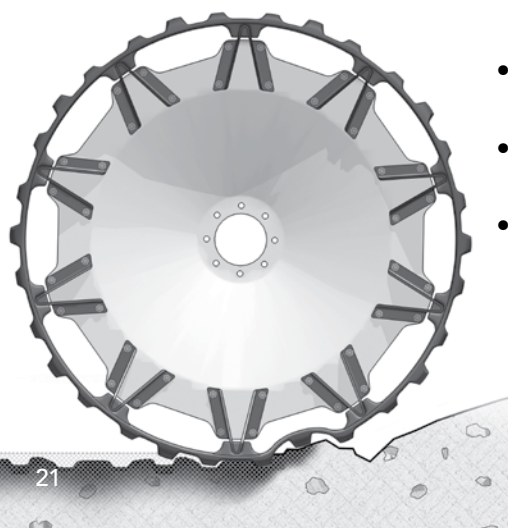
The new NFTrax is an airless wheel design that will never go flat and keeps wheel ruts to a minimum. Growers will save time, labor, and replacement costs with no punctures, no air pressure to check, and no bad sidewalls.

NFTrax's steel core vulcanized rubber belt is tensioned over 10 drive points.

Standard pneumatic and solid tires apply greater pressure to the middle of the track base as they roll, generating a deeper trough for runoff. In contrast, NFTrax applies more even pressure across the entire belt surface, creating a large surface area. Without large ruts, there's less wear and tear on farm equipment.

NFTrax adapts to field obstructions without getting stuck. And unlike standard tire sidewalls, mud and soil are not deposited outside the track.

- Tensioned rubber belt with steel core
- Specially designed tread pattern provides superior traction with minimal soil disturbance
- Improved track maintenance due to horizontal tread and high/low pressure soil interaction
- Airless design - no punctures or bad sidewalls
- Open design - for improved cleanout
- Flexible track adapts to obstructions and rough terrain



*Engineered for long life and flexibility, providing improved tracking, less downtime, and long-lasting performance.*



*Standard tires cause water runoff, deep rutting and bogging in lower areas.*



*NFTrax's unique design controls water runoff and reduces track erosion for faster field drying time.*

Through extensive field testing, NFTrax's wheel track depth is 30-50% less than that of standard 11.2x38" tires in similar operating conditions.

When compared to solid tire alternatives, improvement to the track depth is even greater.



# TIRE OPTIONS



## WHERE THE RUBBER MEETS THE FIELD

Your Zimmatic dealer will work with you to match your system with its intended soil and crop type.

**Tire Sizes** — All tire sizes include corrosion-resistant galvanized rims.

- **11.2 x 24**  
Cost efficient option when floatation and ground clearance are less important
- **11.2 x 38**  
Offers good clearance and floatation, with a narrow wheel track
- **14.9 x 24**  
Recommended for heavier and longer spans
- **16.9 x 24**  
Intended for longer spans, this option provides more floatation

Recap Options

- 11.2 x 22.5\*
- 11.2 x 24.5\*

\*Availability may be limited

| Tire Size | Tread Width       | Diameter           | Contact Area                                     |
|-----------|-------------------|--------------------|--|
| 11.2 x 24 | 10.4"<br>(264 mm) | 43.0"<br>(1092 mm) | 242 in <sup>2</sup><br>(156128 mm <sup>2</sup> ) |
| 11.2 x 38 | 11.2"<br>(284 mm) | 57.0"<br>(1448 mm) | 320 in <sup>2</sup><br>(206451 mm <sup>2</sup> ) |
| 14.9 x 24 | 14.5"<br>(368 mm) | 49.8"<br>(1265 mm) | 346 in <sup>2</sup><br>(223225 mm <sup>2</sup> ) |
| 16.9 x 24 | 16.9"<br>(429 mm) | 53.0"<br>(1346 mm) | 533 in <sup>2</sup><br>(343870 mm <sup>2</sup> ) |

*Zimmatic offers four different tire size options to choose from, depending on your crop clearance and soil texture.*



# TRACKING SOLUTIONS



## SUPERIOR TRACTION. BETTER PERFORMANCE. HIGHER YIELDS.

It takes strength and traction to keep your irrigation systems running smoothly. Zimmatic offers a comprehensive line of tracking solutions to handle the most difficult terrains so you can deliver water and chemicals to every area of your field, eliminating idle acres and increasing yields.

### Trax

Ideal for difficult areas and all terrains

For your toughest tracking problems, Trax tackles any terrain. Superior tread eliminates ruts with no tires to change. Enclosed in a high-ribbed, wide-based tread, Trax distributes weight evenly creating 13 square feet (1.2 square meters) of surface contact to avoid rutting and pivot shutdowns.

- Wider base for better floatation and lower ground pressure
- Greater traction for improved climbing ability
- Sealed components for longer product life and low maintenance
- Quick and easy to install — no additional modifications needed
- Uses existing pivot tire hub and the same bolts
- Reduces drivetrain and truss structure wear and tear

### Three-Wheel Tower Structure

Ideal for marshy areas and problem soils

Add power to increase traction and prevent rutting with Zimmatic's three-wheel tower structure.

- Spend less time dealing with stuck machines
- Increase tire life
- Reduce drivetrain wear and tear
- Irrigate acres currently left idle

### Three-Wheel Conversion

Gain all of the advantages of a three-wheel tower structure without having to replace your standard two-wheel drive tube. A simple economical third-wheel conversion kit will give your current model added floatation and increased traction.

### Drivable Grass®

An inexpensive solution to problem areas

When water and mud are already present in the wheel-track, Drivable Grass delivers the traction you need to keep moving. Avoid expensive mid-season track repairs with this inexpensive solution for managing deep and slippery wheel tracks. Simply cut the Drivable Grass to fit existing wheel tracks.

- Quick, simple and inexpensive to use
- Works with any type of equipment
- Helps minimize track repairs

Drivable Grass® is a registered trademark of Soil Retention

**NEW**

**NFTrax** Airless Wheel Assembly - flexible alternative for unmatched performance. Reduces rutting and costly downtime. See page 21 for details.





Trax



Three-Wheel Tower Structure



Three-Wheel Conversion



Drivable Grass



## CORNER 4X4

### WHEEL DESIGN OPTION FOR CORNERS

Improve the performance of a new or current corner system by adding a Corner 4x4 drive system — four wheels that work together to provide better traction and more even weight distribution of the swing tower.

- Works with both new and old Zimmatic machines, as well as non-Zimmatic or other type systems
- Better performances in ruts and on ridged crops
- Improved track management
- Greatly reduces chance of getting stuck
- Works with all corner tire options
- Utilizes Genuine Lindsay Parts

### Reduced Rutting and Improved Traction

Wider weight distribution creates better floatation and lower ground pressure which reduces ruts and keeps your irrigation system running smoothly.

# SPRINKLER OPTIONS



## WE'LL HELP YOU MAKE THE RIGHT CHOICE

Your Zimmatic dealer will analyze your operation to help you customize a sprinkler package that meets your irrigation needs.



Drops



Offsets

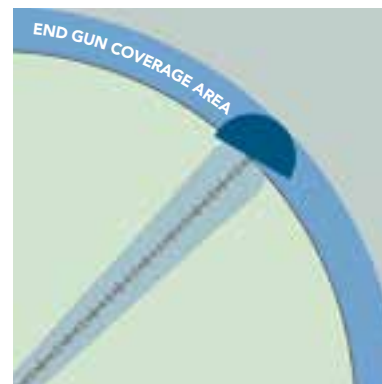


End guns

- **Drops**  
Fabricated from galvanized steel, PVC pipe or reinforced hose — drops are designed to minimize water loss due to evaporation and wind drift. Lengths can vary from just below the unit's truss rods to approximately 18 inches (457 mm) above the ground.
- **Offsets**  
Allowing drops to be angled away from the pipeline, offsets provide increased coverage and longer soak times.
- **Boombacks**  
Designed to minimize wheel-track problems, boombacks place the sprinkler behind the drive unit.
- **Pressure regulators**  
Available in both standard and heavy-duty versions, pressure regulators help ensure uniform water distribution. Zimmatic pressure regulators are intended to operate from 6 to 50 psi (0.4 to 3.5 bar).
- **End guns**  
End guns can add five to ten more irrigated acres (2 to 4 ha) in a standard quarter section. Booster pumps are available in either 130 gpm (8.2 lps) or 200 gpm (12.6 lps) sizes when additional pressure is required to increase end gun reach.



Pressure regulators



## COVERAGE FIT FOR YOUR NEEDS



**Rotating-spray sprinklers**



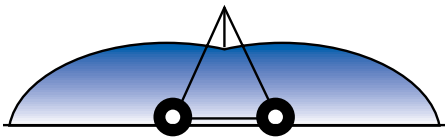
**Fixed-spray sprinklers**



**LEPA sprinklers**

### Coverage/Pressure

12 to 74 ft - 10 to 50 psi  
depending on sprinkler height and pressure  
(3.7 to 22.6 m - 0.69 bar to 3.5 bar)



- **Rotating-spray sprinklers**

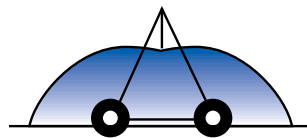
Featuring changeable deflector plates and a choice of individual stream designs, rotating or wobbling spray sprinklers are designed for greater coverage on heavier soils or rolling terrain.

*New UP3  
easy clean  
nozzle features  
quick snap-in  
installation.*



### Coverage/Pressure

7.5 to 47 ft - 6 to 40 psi  
depending on sprinkler height and pressure  
(2.3 to 14.3 m - 0.41 bar to 2.8 bar)



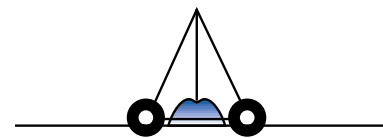
- **Fixed-spray sprinklers**

Available in a variety of options to match crop, climate and wind conditions, fixed-spray sprinklers are intended for use on lighter soils or flat terrain and can be adapted for in-furrow applications. These units are also compatible with both germination and chemigation plates.



### Coverage/Pressure

2 to 20 ft - 6 to 10 psi  
depending on sprinkler height and pressure  
(0.6 to 6.1 m - 0.41 bar to 0.69 bar)



- **LEPA sprinklers**

Operating in both bubble and spray modes, LEPA (Low Energy Precision Application) sprinklers are designed to reduce surface evaporation. Chemigation pads are available for most crops.





## A MORE PRECISE CORNER SYSTEM — FEATURING SMARTCHIP TECHNOLOGY

With its unique ability to create a custom irrigation program based on your field's characteristics, the 9500CC Custom Corner system is easy to use and makes the most of the land you already farm.

### High-flow joint

The alternative to inefficient leak-prone hoses that have to bend every time the corner arm moves.

- Decreases the chance of leaking
- Reduces water friction loss
- Lowers pumping costs
- Strongest connection available

### Swing angle control panel

- Precise measurement of machine position
- Key component of Smart Chip program and GPS Guidance



Sprinkler control

### 9500CC Control Panel

- Complete corner control, saving operators valuable time
- Provides important machine performance feedback
- On-screen diagnostics eliminate downtime

### Drivetrain

Heavy-duty VFD, motors and gearboxes allow the 9500CC to move continuously for improved uniformity.

- Rugged steering mechanism and H-frame spindles keep the 9500CC on track
- 4x4 drive system option reduces ruts and provides better traction



High-flow joint

### Sprinkler control

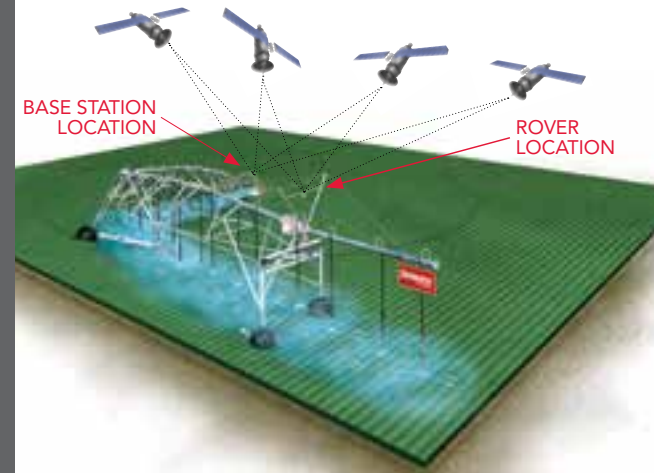
- Rapid cycling turns on and off based on watering program
- Controlled based on actual machine position and prescribed application rate
- Improved application uniformity derived from field characteristics
- Sequencing module cycles sprinklers for maximum uniformity



Heavy-Duty Drivetrain

## WATER APPLICATION BENEFITS

The Zimmatic 9500CC is the most technologically advanced corner system on the market. With its exclusive SmartChip Technology, it provides you with more uniform application throughout the field — because unlike competing corner systems, the 9500CC actually adapts to the various unique characteristics of your field.




## GPS CORNER GUIDANCE FOR 9500CC

Add even more flexibility to the highest performing corner on the market. With the GPS-guided 9500CC, buried wire is eliminated. This saves time and labor during installation, and allows for easier path adjustment if needed in future growing seasons. All of this additional flexibility comes without sacrificing accuracy — 9500CC GPS Corner Guidance utilizes an RTK correction signal from its built-in base station, providing sub-inch repeatability year after year, with no need for additional base stations or network subscription costs.


- Eliminates the need and problems of buried wire
- RTK (Real Time Kinematic) accuracy is standard — no expensive base station or third-party base network subscription required
- Advanced GPS diagnostics integrated into the 9500CC control panel
- Industry-leading safety control board ensures proper operation
- Changes to the corner's path can be made easily

### Regular Boundaries

**Traditional Corner System**  
Target Application Rate = 1.00"




**9500CC with SmartChip Technology\***  
Target Application Rate = 1.00"




### Irregular Boundaries

**Traditional Corner System**  
Target Application Rate = 1.00"



**9500CC with SmartChip Technology\***  
Target Application Rate = 1.00"



In fields with irregular boundaries, the 9500CC provides far greater application uniformity than traditional corner systems.

Under Water    0.10   0.20   .35   0.50   0.70   0.90   1.10   1.30   1.50   1.70   Over Water

\*To take advantage of the SmartChip function, your pivot must be equipped with the BOSS control panel.



**EXTEND YOUR IRRIGATION REACH**

Not every field is a perfectly square quarter-section. Outbuildings, natural obstacles or irregular boundaries can also prevent traditional pivots from irrigating portions of some fields. The FieldPLUS – a Zimmatic exclusive – allows producers to bring more acres into production in irregularly shaped fields or in fields that contain immovable obstacles.

- **Pivoting joint**  
The exclusive FieldPLUS joint can be placed at any tower, allowing the creation of a system that is customized for a particular field.
- **Nylon bearings**  
Spans can pivot up to 165° in either direction on nylon bearings that ensure smooth operation and enhanced durability.
- **Watertight coupler**  
Standard 6 5/8-inch (168-mm) coupler allows unrestricted flow with a secure, watertight seal.
- **Automatic realignment**  
The pivoting joint assembly automatically realigns the entire system, allowing it to function as a standard pivot.
- **Barricade**  
The tower stops automatically when it reaches the barricade, while the outer spans continue to operate.
- **Outer spans**  
Spans can continue up to 1,000 feet (304.8 m) past the joint, bringing large, previously unreachable areas of land under irrigation.
- **Works with existing systems**  
The FieldPLUS pivoting joint can be quickly and easily retrofitted to most existing Zimmatic irrigation systems.
- **GPS**  
Add the power of the Growsmart GPS Position System for more precise control of water and chemicals – and add irrigated acres to increase your ROI.
- **Multiple FieldPLUS joints**  
For ultimate flexibility, multiple joints can be used on a single machine.



**Pivoting joint**



**Nylon bearings**



**Barricade**



**GPS Position**





**Two-wheel mobile pivot**



**Three-wheel mobile pivot**



**Four-wheel mobile pivot**

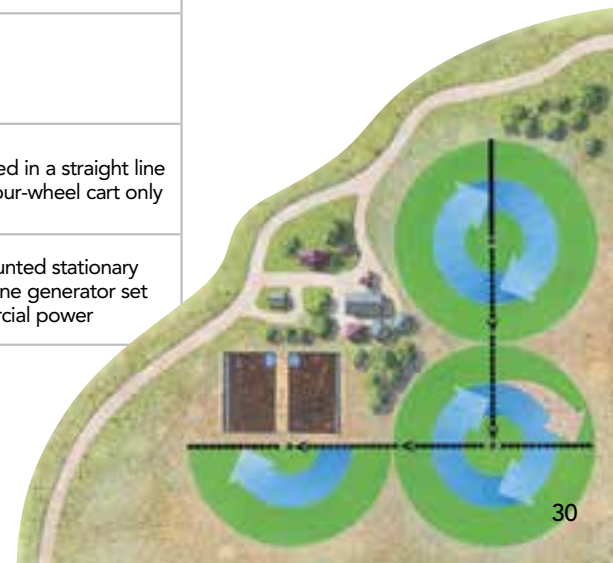
## IRRIGATE MORE ACRES WITHOUT BUYING MORE EQUIPMENT

Zimmatic offers three mobile irrigation solutions that allow you to spread your investment over multiple fields. All Zimmatic mobile pivots feature reinforced wheel hubs that swivel easily into towing position.

- 9502MP Two-wheel mobile pivot**  
 Ideal for frequent moves to fields up to 40 acres (16 ha), this easy-to-set-up system features a two-wheeled pivot rotating around a fixed anchor pad.
- 9503MP Three-wheel mobile pivot**  
 Easily towed in any direction, the three-wheel mobile unit is held securely in place with earthen or concrete pad anchors and can irrigate fields up to 160 acres (65 ha).
- 9504MP Four-wheel mobile pivot**  
 This system provides the necessary stability for towing over rough terrain and is intended for use in situations where pivot points are arranged in a straight line.

| System Type         | 9502MP  | 9503MP   | 9504MP   |
|---------------------|---|--|--|
| Field Size          | Up to 40 acres (16 ha)                                    | Up to 160 acres (65 ha)                                      | Up to 160 acres (65 ha)  |
| Maximum Length      | 660 feet (201 m)  | 1,350 feet (411 m)   | 1,350 feet (411 m)   |
| Maximum Towers      | 4 towers  | 10 towers  | 10 towers  |
| Towing Capabilities | Can be towed any direction and configured for reverse tow | Can be towed any direction and configured for reverse tow    | To be towed in a straight line from the four-wheel cart only               |
| Power Supply        | On-board diesel engine and generator set                  | On-board diesel engine and generator set or commercial power | Trailer-mounted stationary diesel engine generator set or commercial power |

*Zimmatic's tow/non-tow final-drive gearbox uses a bale engagement lever to disengage the gearbox for towing. When you're ready to irrigate, simply re-engage the gearbox with the lever.*





## MULTIPLE OPTIONS. MAXIMUM COVERAGE.

If you've got a square or rectangular field, a standard lateral move irrigation system can bring 98% more of your crop into full production. With a choice of water supply and guidance systems, each system can be customized to your individual needs and situation.

### Hose-Fed

- Supplied with water through a large-diameter hose attached to a pressurized mainline
- Pivot and/or towing options for use on adjacent fields for increased coverage area (see diagrams on next page)
- Uses 2-wheel or 4-wheel cart (depending on field size) with four-, six-, and eight-inch hose (102, 153, 203 mm)

### Ditch-Fed

- Can use existing ditch at field edge or one in the center
- Ditches can be unlined or lined with concrete or plastic and can accommodate grades up to one percent
- Depending on ditch type, water is supplied through a floating intake or a floating self-cleaning filter screen
- For a concrete ditch, a traveling weir assembly is available
- Only available as a four-wheel

### Fertigation

- In order to assure that your system is delivering the best nutrients for your field in the most efficient way possible, your Zimmatic dealer can customize fertigation and chemigation equipment to your requirements

### Cart and Power Options

- Two- or four-wheel carts are available, depending on system requirements
- Power can be supplied by an onboard diesel and generator set (plus onboard pump for ditch-fed systems) or by commercial power delivered through a heavy-duty, mining-type cable\*

### Guidance Systems

- Zimmatic lateral move irrigation systems can be guided by furrow, above-ground cable or buried-cable methods

\* Cable powered systems in hose-fed only.



Hose-fed



Ditch-fed

## UNMATCHED VERSATILITY

VISION for laterals is designed specifically for Zimmatic 9500L irrigation systems and works on multiple field layouts for ultimate ease of use and versatility.



| System Type              | Hose-Fed                                      | Ditch-Fed  |
|--------------------------|---|--|
| Field Size               | Up to 160 acres (65 ha)                       | 160 to 320 acres (65 to 130 ha)                        |
| Power Source             | On-board diesel generator or electrical cable | On-board diesel generator and pump or electrical cable |
| Guidance System          | Furrow, buried cable or above-ground cable    | Above-ground cable or buried cable                     |
| Grade of Field           | Up to 6%                                      | Flat   |
| Extended Coverage Option | Yes   | No   |

## USER-FRIENDLY, INTELLIGENT CONTROL FOR LATERALS

VISION for laterals creates an entirely new experience for growers. Its user-friendly design, built specifically for lateral irrigation, allows you to automatically control your systems with the touch of a button.

## VISION's Powerful Benefits

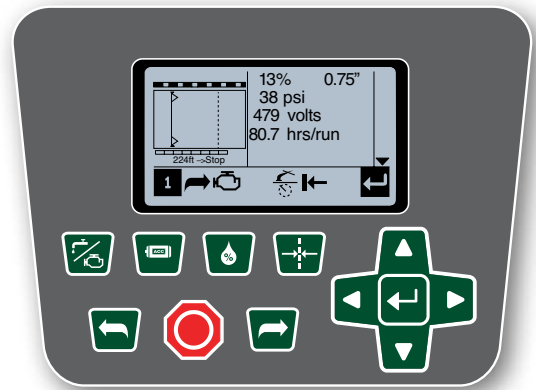
- Easy-to-use interface
- Quick view of key information
- Custom application plans
- Precise programmable control with GPS positioning
- Saves water and labor, and reduces error
- Enhanced shutdown diagnostics
- New use for end-guns
- Works with existing Zimmatic laterals
- Manage the system from Web or phone with optional FieldNET controls



### Up to 15 Times Faster

VISION simplifies lateral control and was designed with the grower in mind. It's 15 times faster to program than other lateral panels.

From straightforward navigation to intuitive programming, the patent-pending EZ Water Wizard works seamlessly and intelligently. Plus, the software is tailored to square and rectangular fields, so it fully automates normal lateral functionality.

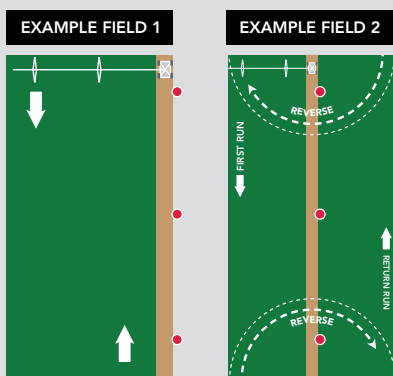


### EZ WATER WIZARD

10 Area EZ Water Plan  
 18mm Start Depth  
 7mm End Depth  
 25mm Total Depth  
 Press Enter to Make Plans

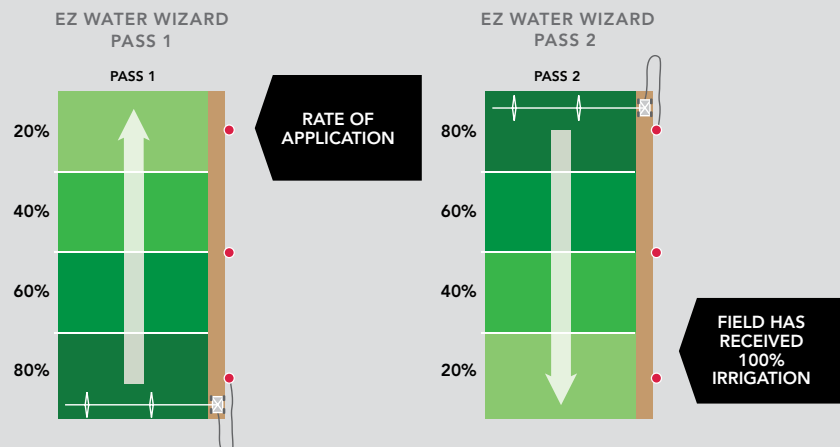
◀ Back OK ▶

Industry breakthrough – up to 20 water zones can be created in just a few steps



### EASY, ACCURATE PROGRAMMING

The EZ Water Wizard can automatically vary the water rates so that the lateral never has to complete a dry run, and no area is over- or under-watered. Just push a few buttons, and the plan is ready. No complicated instructions with multiple steps.





Zimmatic 9500L – 4-Wheel Ditch-Fed Lateral



Six-wheel high traction platform



Ditch-fed option

**GREATER FLEXIBILITY, LOWER INPUT COSTS AND HIGHER YIELDS.**

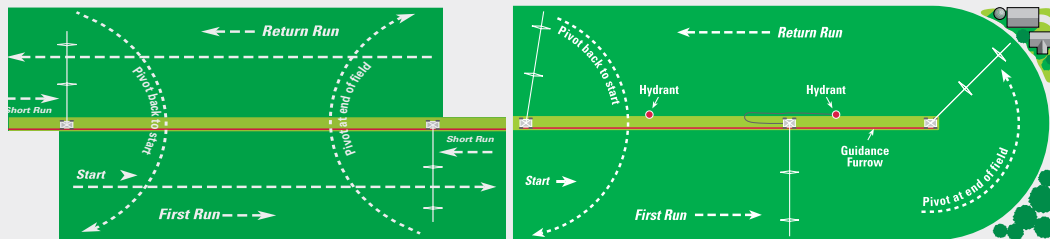
Increase your yields by making better use of your land with a 9500PL irrigation system. Apply the correct amount of water at the right time uniformly – in every part of your field. Furrow irrigation systems fall short in this area, providing too much water in some areas and not enough in others. But this easy-to-use, economical and reliable hose-fed or ditch-fed system can replace your wheel-line or flood irrigation system for better results year after year.

- Ideal for under-utilized land and irregular fields
- Reduces labor costs as much as 70%
- Decreases energy costs through low-pressure application
- 50% to 70% water conservation over furrow irrigation

**COMBINE THE ADVANTAGES OF PIVOT AND LATERAL SYSTEMS**

*Pivot can easily handle offset fields and adjacent fields utilizing its pivoting feature.*

*Increase irrigated land up to 98%.*



**Flexibility for Your Field**

- Up to seven towers plus overhang equals a total distance of up to 1,341 feet (408.7 m) — for maximum field coverage
- Able to irrigate multiple crops
- Zimmatic standard, medium and high clearance tower options to meet specific crop height needs
- Pipe available in 6 5/8-inch (168 mm), 8-inch (203 mm) or 8 5/8-inch (219 mm) diameter

**Leading Control Technology**

- Specially designed Zimmatic controls with multilingual and metric capabilities
- Informative display makes irrigation management easier than ever
- Easily program water application rate by selecting irrigation amount
- Apply fertigation and chemigation using integrated accessory control

**Versatile Dependable Cart**

- Pivoting lateral hose-fed with electrical pull cable or engine generator set
- Exclusive Zimmatic collector ring designed to eliminate water flow restrictions
- Four-wheel versatile common platform allowing for 720-foot (219 m) hose  
*Also available as ditch-fed option*
- Six-wheel high-traction platform allowing for 920-foot (280 m) hose



## LOWER COSTS THROUGH AUTOMATED CONTROL AND MONITORING

Watertronics, a Lindsay company, offers complete, integrated pump stations to help maintain consistent water delivery from river stations, irrigation reservoirs, canals and lagoons.

Each Watertronics pump station is custom engineered based on specific needs and field conditions, reducing setup time and ensuring peak performance. Multiple irrigation systems can be operated from a single pumping station.

Energy savings are realized through integration of the irrigation water source and water distribution system. Watertronics' water pump sequencing, unique dynamic demand pressure controls and Variable Frequency Drive (VFD) technology provide near perfect pressure regulation — no matter what the pumping capacity.

### Main Benefits

- *Customized*
  - Integrated pump and pivot control
  - Multiple irrigation system operation
  - Engineered to save energy, water and labor
  - Delivered as a factory-assembled unit for fast installation
- *Consistent water delivery*
- *Higher yields through more uniform water application*
- *Immediate energy savings*
  - Surge-free pressure regulation
  - VFD matches pump output to demand
- *Consistent reliability*
  - Performance tested prior to delivery
  - Complete installation and service
- *Higher returns — saves up to 25% on water and energy costs*

## VARIABLE FREQUENCY DRIVE

With VFD, irrigation power sources can be upgraded from combustion engines to highly-efficient electrical motors. Watertronics specifically tunes the VFD pressure characteristics to each pump in combination for optimum pressure regulation. Pump stations also incorporate ride-through protection, which is the ability to deliver power during an outage.

VFD provides simple, reliable and economical control. VFD technology precisely and evenly matches pump output to irrigation system demand.



Pump sequencing and dynamic pressure control provide consistent water delivery and save energy, as shown in this example. VFD allows pumps to run in any combination from 0% up to 100% capacity. The pump sequencing also saves on system wear and tear.





## LAKOS SEPARATORS AND FILTRATION PRODUCTS EXTEND THE LIFE OF YOUR PUMP AND PIVOT.


For more than 40 years, LAKOS has been delivering durable separators and filtration solutions for a wide range of irrigation environments.

LAKOS filtration products are the most environmentally efficient method for removing solids from liquids. Sand Separators and Specialty Filters:

- Extend pivot, sprinkler, end gun and booster pump life
- Help maximize irrigation uniformity and performance
- Reduce other waste, including solids being filtered

### Center Pivot Low Pressure Separators

Remove sand from irrigation water to extend sprinkler life, eliminate sand in the overhang, and enhance booster pump and end gun operation.



### Pump Protection Separators

Remove sand from wells before it reaches the irrigation system to extend pump and sprinkler operational life.



### PC Screens

Remove debris from intake through a self-cleaning screen in adjustable mesh sizes. Optimal for canals, lakes and ponds.



STAY IN THE KNOW AND MAKE ADJUSTMENTS ON THE FLY WITH NEXT-GENERATION FIELDNET

Providing the most comprehensive options to control entire irrigation systems — from pivots and laterals to pumps and sensors — FieldNET® is the only wireless management tool with an app on both major smartphone and tablet platforms. That means that at any time throughout the crop lifecycle, growers can see what their systems are doing and control them from virtually anywhere using a laptop, tablet or smartphone.

Fast and user-friendly, FieldNET provides an integrated water, fertilizer, chemigation solution with real-time alerts, people and equipment management tools, remote control of pivots, laterals, end guns, injectors and pumps, and the ability to monitor and record everything from water and energy usage to rainfall and humidity. It all adds up to less time in the field, less spent on valuable resources, and greater control of your operations.

If it's remotely possible, FieldNET can do it:

- Quickly and easily monitor and control pivots, laterals, end guns, injectors and pumps
- Stay informed and boost productivity with real-time alerts
- Improve operations by monitoring and recording water and energy usage, and tank and pond levels.
- Boost efficiency through real-time weather updates including temperature, rainfall, humidity and wind speed
- Enhance decisions by remotely monitoring plug-and-play sensors
- Minimize downtime by remotely managing groups of equipment and people
- Learn how your system operated by running reports

NAVIGATION BAR



CONTROLS, ALERTS AND REPORTS



Full detail, access, and control of pivot and lateral performance for operational planning.




View pressure and flow status of pumps.



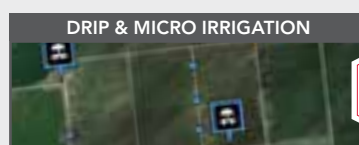
FieldNET provides graphing and configuration to monitor soil moisture status.



FieldNET tracks weather conditions down to the micro-climate of your field.



Text message or email alerts delivered based on predefined criteria. Run water or energy use reports to monitor performance.



Control all equipment – including drip control valves, automatic filter flush, injectors, temperature protection and pumps.



QUICK TRAY

Patent-pending, slide-out control appears on demand to easily manage functions without ever leaving the map view.



**EQUIPMENT** Search equipment or predefined groups of equipment

**ALERTS** Stay informed with text message and email alerts to notify you right when things happen

**REPORTS** Run customized or templated reports to monitor performance and meet compliance requirements

## CONTROL CENTRAL

Real-time comprehensive **system dashboard** provides an overview of your entire irrigation operation. The map view organizes your equipment to provide quick at-a-glance status.



## STATUS ICONS

Graphical status indicator shows where your equipment started, where it currently is, what it's doing and where it's going – whether it's for pivots or laterals.

Patent-pending status icons overlay a GPS-assisted map of your operations to help you identify and prioritize any equipment that needs attention.



Search FIELDNET on the App Store<sup>SM</sup> and Google Play<sup>TM</sup>



Apple, the Apple logo, iPhone and iPad are trademarks of Apple Inc., registered in the U.S. and other countries. App Store is a service mark of Apple Inc.  
Google Play is a trademark of Google, Inc.





**CONVENIENCE, CONTROL AND MONITORING – IN THE PALM OF YOUR HAND**

FieldNET Mobile apps for major smartphones and tablets combine the benefits and timesaving innovation of FieldNET with the convenience of Web-enabled tablets.

**FieldNET Mobile gives you what you need in real time**

Featuring an easy-to-use interface, FieldNET Mobile allows users to monitor and control irrigation equipment from virtually anywhere.

**Get a comprehensive view**

When you want to make sure your pivot is reaching every part of your

field, count on FieldNET’s advance dashboard, giving you an in-depth view of individual pivots. Not only can you track your pivots, but you can adjust them accordingly, wherever you are or whatever type of pivots you use.

**Start saving**

Experience the convenience of FieldNET. Fewer trips to the field means using less fuel and labor.

| KEY MOBILE FEATURES   |
|---|
| Graphical real-time status of all equipment                                   |
| Map view shows location of equipment  |
| Quick and easy control of pivots and laterals                                 |
| Control pumps and monitor key sensors   |
| View Alerts   |
| View History  |
| Equipment Groups allow managed viewing privileges                             |
| Account owner can manage access for other users in their operation            |
| Quick link to full Web portal features, such as end-guns and irrigation plans |



FieldNET Mobile apps for iOS and Android platforms deliver fast, easy access to smartphones and tablets.

**BENEFITS OF FIELDNET MOBILE**

- Save money with fewer trips to the field
- User-friendly interface for fast remote access
- Receive real-time alerts, reducing the risk of unplanned downtime
- Know the status of all equipment immediately from one color-coded list
- Map view provides system insights and locations of equipment
- Quick link to full Web Portal features, such as end-guns and irrigation plans



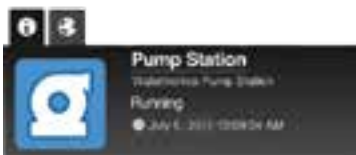
## ONE INTEGRATED SYSTEM MAXIMIZES PERFORMANCE

FieldNET's quick and easy access to pressure and flow status puts you in the driver's seat – effortlessly configuring irrigation plans.

Remotely check on, receive real-time alerts and adjust pumps to meet the current demands of your field using a laptop, tablet or smartphone. Water, labor and energy costs are lowered through this one integrated control system. You can save up to 75% of the time and fuel it takes to manually check operations.

### Monitoring and Control

Measurement and monitoring tools provide critical usage and performance information for continuous improvement.



Zero in on a specific pump in the Quick Tray to see current status or to make changes.

### Status and Alerts

Keeps growers informed on system operation and notifies them about any disparities in normal operation.

### Pressure Adjustments

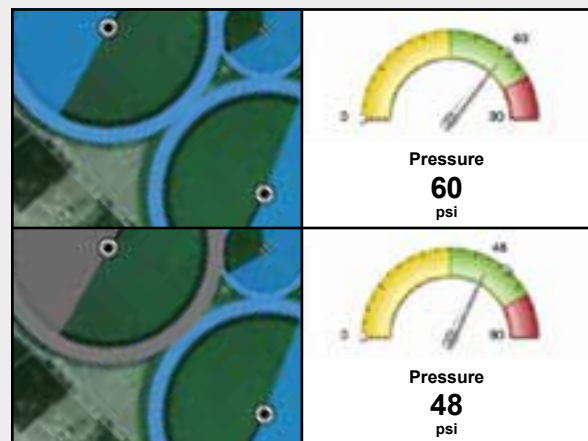
FieldNET can automatically adjust pump station pressure set points to best match demand from the pivots that are irrigating.

### Dynamic Demand Control (DDC)

Allows pivots to be grouped with pump stations for powerful information-sharing which reduces energy costs. Pumps are operated at the most energy-efficient set point and then automatically sequence to effectively meet demand.

## FIELDNET PRO WITH GPS

FieldNET PRO combines GPS positioning and wireless communication to enhance the efficiency and effectiveness of your existing center pivots with mechanical or non-Zimmatic control panels. By retrofitting an existing system with FieldNET PRO, you gain all of the convenience of FieldNET's Web and mobile app capabilities, including updates on system status, position, water pressure and real-time alerts. And global positioning gives you control right down to the end guns for precise water application.



## DYNAMIC DEMAND CONTROL (DDC)

Three pivots are running, one pivot requires an increased pressure of 60 psi. When that pivot is turned off, the other pivots only require 48 psi. FieldNET and DDC automatically adjust the pump station to meet the reduced pressure demand, resulting in energy savings.



## FULL VARIABLE RATE CONTROL FOR UNLIMITED FLEXIBILITY

This technology allows you to apply exactly the right amount of water or chemicals to each area of your field – giving you full control over each square foot to maximize yields and profitability.

### How It Works

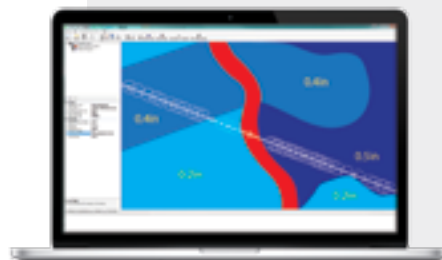
You can define custom irrigation zones with the easy-to-use mapping software. Zones may be defined by soil type, topography, crop type or field obstacles. The variable rate program is then loaded into the Precision VRI controller that directs individual sprinklers through wireless nodes. Sprinklers will turn on or off for zone control, or pulse at the precise speed to achieve full variable rate application.

### Main Benefits

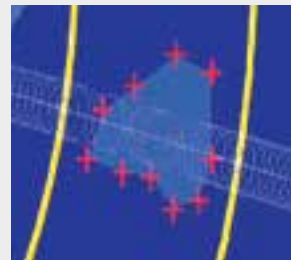
- Decreases power consumption
- Changes application rate over different crops or soil types
- Reduces over-watering
- Less track maintenance
- Reduces runoff and leaching
- Decreases fertigation and chemigation costs
- Decreases and eliminates watering in low or flooded areas
- Provides Web-based irrigation recording and reporting

## POWERFUL FEATURES TO HELP YOU GET THE MOST OF YOUR FIELDS

- Works on almost any brand of center pivot or lateral system
- Zone and individual sprinkler control
- Field-proven pulsing technology
- Easy to use map-based software
- GPS-based positioning offers accurate control and programming



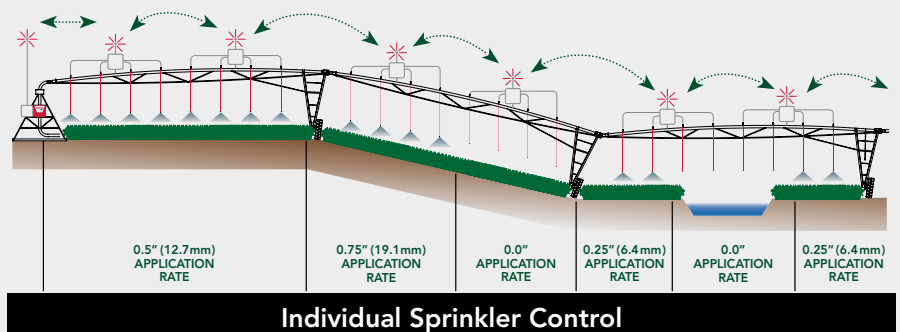
Define multiple application zones using custom mapping tool



Pinpoint problem areas



Individually controlled nodes for precision application



Each sprinkler is programmed to turn on/off or pulse at a customized rate depending on crop, terrain or obstacle.



## SAVE EVEN MORE TIME, LABOR, ENERGY AND WATER WITH ADDED COMMAND AND CONTROL

Measure, report and manage with a wide range of advanced products, including precision plug-and-play add-ons. Enhance management capabilities by integrating plug-and-play add-ons with FieldNET.

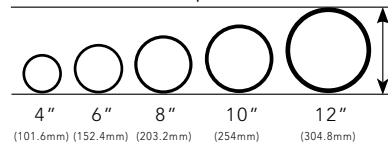
- **Magnetic Flow Meter** eliminates the problems of traditional mechanical meters due to no moving parts and features an optional battery pack



- **Wind speed/direction sensor\*** allows wind speed shutdowns to eliminate wasteful drift
- **Pressure transducer** allows automatic pressure shutdowns and warnings
- **Rainfall collector\*** allows shutdown due to operator-selected rainfall threshold

\*When used with the BOSS control panel

Flow Meter Pipe Sizes



Independently tested and verified for accuracy by the International Center for Water Technology (ICWT).

## GPS POSITION SYSTEM

Saves water and chemicals with precise control

### GPS Position Benefits

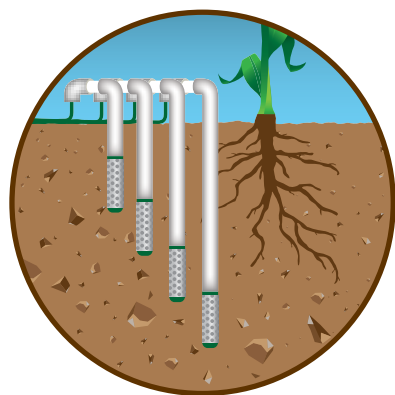
- Enhances most pivot systems — regardless of brand
- Integrates with BOSS and VISION controllers — and Zimmatic FieldPLUS articulated pivots
- Accurate and reliable GPS technology provides precision control of end-gun areas, programmable pivot shutdowns and water rate adjustment areas
- Precisely control up to two programmable end-guns without the cost of an additional span cable





CUSTOMIZE AND ENHANCE YOUR MANAGEMENT CAPABILITIES

Adding Growsmart sensors to your irrigation system can result in input savings and better overall irrigation management. These innovative add-ons help utilize best management practices to offer convenience and lower operating costs through the efficient use of time, labor, energy and water. Growsmart add-ons are designed to work with Zimmatic systems, as well as other brands, and are simple to install and use.



Probe can be installed at multiple depths to track the water in the full root zone.

SOIL MOISTURE MONITOR

Continuous monitoring can help you make informed decisions to ensure irrigation is applied in the right amount, at the right time.

The soil moisture monitor:

- Minimizes water stress to plants
- Maximizes potential yield
- Reduces operation costs

Individual probes and sites can be named for quick reference, and linked to the associated pivot field. Soil water trends are illustrated in easy-to-read charts, and are archived for historical purposes.



Enhance Your Irrigation Management With FieldNET

STATUS ICONS

Easy-to-use icons and configurable alerts keep you informed

Good

Alert



Icons identify moisture status



Icons identify weather alerts



FieldNET provides graphing and configuration to monitor soil moisture status.



## DRIP AND MICRO-IRRIGATION SYSTEMS

**NEW**



### WEATHER STATION

Your field has its own unique micro-climate. This professional-grade weatherproof unit features sensors for:

- Wind speed & direction
- Solar radiation
- Air temperature (minimum, maximum and average)
- Relative humidity
- Precipitation
- Calculated ET

Historical records are maintained for quick access, with trending charts together on one page.



*Weather station with solar panel, battery, and charging circuit.*

### MULTI-CONTROL

#### 4-in-1 Micro Controller

Designed exclusively for FieldNET, Growsmart by Lindsay MULTI-CONTROL is an easy-to-use wireless controller for drip and micro-irrigation applications. This award-winning product acts as the point of connection in the field, making remote control over irrigation pumps, valves, filters and injectors possible. With MULTI-CONTROL, growers have the flexibility and scalability to control up to four valves per wireless irrigation switch.

#### Enhanced with FieldNET

- Remotely control pumps and valves
- Manage fertilizer and chemical injectors on-the-fly
- Industry-exclusive filter flush capabilities
- Easily manage temperature protection plans



*FieldNET tracks weather conditions down to the micro-climate of your field.*

### Web Based And Mobile App Monitoring





## The Lindsay Advantage

Zimmatic® by Lindsay offers proven systems and products that are built to be strong, long-lasting, durable and easy to use for growers who need highly efficient irrigation solutions. These systems can be enhanced with a family of integrated plug-and-play add-ons.

Growers around the world rely on Zimmatic's innovative technology support by a network of knowledgeable dealers to add value, reduce risk and take full advantage of every growing season.

**To find out how to save time, water, energy and labor while achieving higher yields, visit [www.zimmatic.com](http://www.zimmatic.com) or talk to your local Zimmatic by Lindsay dealer.**



### THE LINDSAY ADVANTAGE

DURABLE • RUGGED • EASY TO USE • INTEGRATED TECHNOLOGIES •  
BROADEST LINE OF SOLUTIONS



2222 N. 111th St., Omaha, NE 68164 • 1-800-829-5300 • 1-402-829-6800 • [www.lindsay.com](http://www.lindsay.com)

**Lindsay USA:** 2222 N. 111th St., Omaha, NE 68164 • **Lindsay Africa:** 25 Karee Street Kraaifontein Ind Kraaifontein, 7570, South Africa

**Lindsay Brazil:** Rodovia Adhemar Pereira de Barros - SP 340 KM 153, 5 - Caixa Postal 1001 CEP 13804-830, Mogi-Mirim, Sao Paulo, Brazil

**Lindsay Europe:** L'Epinglerie 72300 La Chapelle d'Aligné, France • **Lindsay International BV:** Weena 278, Tower B, 7th floor, 3012 NJ Rotterdam

**Lindsay China Sales Office:** Room 403, Building C Beijing Lufthansa Center Number 50, Lianmaqiao Road Chaoyang District Beijing, China 100125

**Lindsay Australia Warehouse:** Lindsay International (ANZ) Pty Ltd 19 Spencer Street Toowoomba QLD 4350



**Lean, Clean and Green.** Lindsay Corporation is committed to developing environmental awareness and implementing sustainable practices to reduce the use of and protect energy, water, and all other resources.



© 2014 Lindsay. All rights reserved. Zimmatic, FieldNET, GrowSmart, Watertronics and LAKOS are trademarks or registered trademarks of the Lindsay Corporation and its subsidiaries. All brand names are trademarks or registered trademarks of their respective companies.

LI-PRODUCT GUIDE  
ENG-1397 0514 2000